

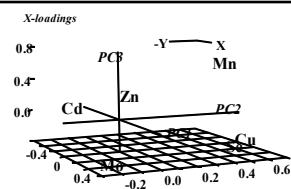


Table of Contents

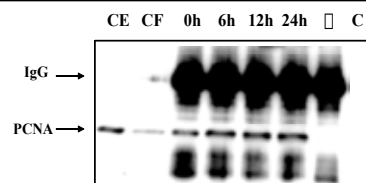
1-2 Editorial
Victor M. Loyola-Vargas

Articles

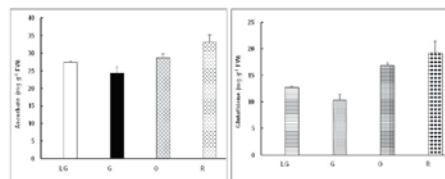
3-9 Impact of Cadmium and Selenium Exposure on Trace Elements, Fatty Acids and Oxidative stress in *Lepidium sativum*
Eunice Yáñez Barrientos, Crescencio Rodríguez Flores, Kazimierz Wrobel, and Katarzyna Wrobel*



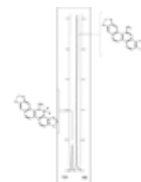
10-14 Chromatin Bound PCNA is Complexed with Cell Cycle Protein Regulators as Determined by Chromatin Immunoprecipitation
Nazul Becerril, Miguel Ángel Martínez, Elpidio García, and Jorge Manuel Vázquez Ramos*



15-18 Determination of Antioxidants in Fruit Tissues from Three Accessions of Habanero Pepper (*Capsicum chinense* Jacq.)
Lizbeth A. Castro-Concha, Ismael Canche-Chuc, and María de Lourdes Miranda-Ham*



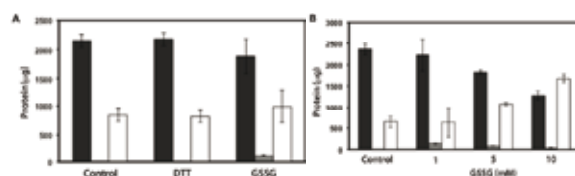
19-22 Sanguinarine and Dihydrosanguinarine Accumulation in *Argemone mexicana* (L) Cell Suspension Cultures Exposed to Yeast Extract
Cecilia Guízar-González, Karen Trujillo-Villanueva, Miriam Monforte-González, and Felipe Vázquez-Flota*



23-31 Metal Binding Sites in Plant Soluble Inorganic Pyrophosphatases. An Example of the Use of ROSETTA Design and Hidden Markov Models to Guide the Homology Modeling of Proteins
Luis Rosales-León, Eric Edmundo Hernández-Domínguez, Samantha Gaytán-Mondragón, and Rogelio Rodríguez-Sotres*



32-35 Oxidized Glutathione Promotes the Association of Proteins from Bean Seeds to Potato Starch
Paola Correa, Lilia Bernal, Patricia Coello, and Eleazar Martínez-Barajas*



*The asterisk indicates the name of the author to whom inquiries about the paper should be addressed

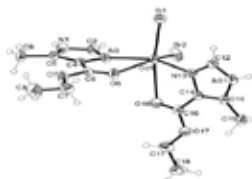
Table of Contents

- 36-50 Identification of Proteins from Cap-Binding Complexes by Mass Spectrometry During Maize (*Zea mays* L.) Germination**
*Pedro E. Lázaro-Mixteco, and Tzvetanka D. Dinkova**

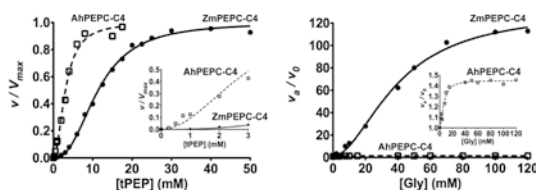
Table 1. Proteins identified by mass spectrometry as components of Cap-binding complexes in maize non-germinated (0h) or germinated (24h) seeds.

Band ID	Protein ID	NCBI Acc #	MW	MW ₀	Number of peptides*		% Protein Coverage
					0h	24h	
FT1	Heat shock protein HSP101	GH584957	101	100	10	-	13
	Component of the nuclear Cap-binding complex (CBC), CBP20	GI108708115	59	100	4	4	4
	Component of the eukaryotic translation initiation factor 3 complex, eIF3c	GI113535264	104	100	3	-	3

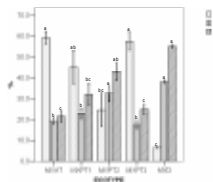
- 51-57 2D and 3D Supramolecular Structures of *trans*- and *cis*-Octahedral Coordination Compounds of Ethyl-5-methyl-4-imidazolecarboxylate with Transition Metal Ions**
*Victor Adán Barrera-Guzmán, Raúl Ramírez-Trejo, Edgar Omar Rodríguez-Hernández, and Noráh Barba-Behrens**



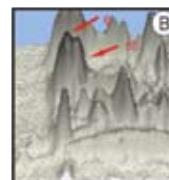
- 58-66 Allosteric Regulation of the Photosynthetic C4 Isoenzyme of Phosphoenolpyruvate Carboxylase: A Comparative Study Between Enzymes from Monocot and Dicot Plants**
*Rodrigo Güémez-Toro, Carlos Mújica-Jiménez, and Rosario A. Muñoz-Clares**



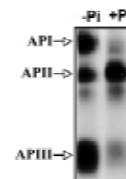
- 67-71 Cuticular Wax Composition of Coconut Palms and their Susceptibility to Lethal Yellowing Disease**
*Gabriela A. Arroyo-Serralta, Daniel Zizumbo-Villareal, Fabiola Escalante Erosa, and Luis M. Peña-Rodríguez**



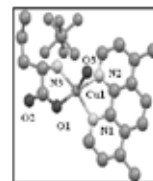
- 72-79 Evaluation of the Extracellular Proteome Profile During the Somatic Embryogenesis Process of *Coffea* spp.**
*Héctor Gabriel Mukul-López, Clelia De-la-Peña, Rosa María Galaz-Ávalos, and Víctor Manuel Loyola-Vargas**



- 80-84 Purification and Characterization of an Alkaline Phosphatase Induced by Phosphorus Starvation in Common Bean (*Phaseolus vulgaris* L.) Roots**
*Lorena Morales, Natalia Gutiérrez, Vanessa Maya, Carmen Parra, Eleazar Martínez-Barajas, and Patricia Coello**

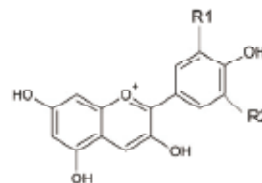


- 85-92 Secondary Ligand Effects on the Cytotoxicity of Several Casiopeína's Group II Compounds**
*María Elena Bravo-Gómez, Silvia Dávila-Manzanilla, Jessica Flood-Garibay, Miguel Ángel Muciño-Hernández, Ángel Mendoza, Juan Carlos García-Ramos, Rafael Moreno-Esparza, and Lena Ruiz-Azuara**



Review

- 93-98 Molecular Biology of Chili Pepper Anthocyanin Biosynthesis**
*César Aza-González, Héctor Gordon Núñez-Palenius, and Neftalí Ochoa-Alejo**



Anthocyanin	R1	R2
Cyanidin	OH	H
Delphinidin	OH	OH
Malvidin	O-CH3	O-CH3
Pelargonidin	H	H
Pezonidin	O-CH3	H
Pelunidin	O-CH3	OH