

Substituent Effect in *para* Substituted Osmabenzene Complexes

Reza Ghiasi* and Allieh Boshak

Department of Chemistry, Basic Science Faculty, East Tehran Branch, Qiam Dasht, Tehran, Islamic Azad University, Tehran, Iran. rezaghiasi1353@yahoo.com, rghyasi@qdiau.ac.ir

Received November 2012; accepted January 16, 2013

Abstract. The electronic structure and properties of the osmabenzene and *para* substituted osmabenzene have been explored using the hybrid density functional mpw1pw91 theory. The substituent effects of F, CH₃, OH, CN, NO₂, CHO and COOH in *para* osmabenzene complexes were studied. Basic measures of aromatic character were derived from the structure and nucleus-independent chemical shift (NICS). Quantum theory of atoms in molecules analysis (QTAIM) indicates a correlation between $\rho(\text{Os-C})$ bonds and the electron density of bond critical point in all species.

Key words: Osmabenzene, substituent effect, DFT calculations, quantum theory of atoms in molecules, nucleus-independent chemical shift.

Resumen. Las estructuras electrónicas y propiedades de osmabencenos y osmabencenos sustituidos en *para* han sido exploradas mediante el uso de la teoría de los funcionales de densidad con el funcional híbrido mpw1pw91. Se estudiaron los efectos del sustituyente en *para* de osmabencenos. Las medidas básicas del carácter aromático se derivaron a partir de la estructura y del desplazamiento químico independiente del núcleo (DQIN). El análisis mediante la teoría cuántica de átomos en moléculas indica una correlación entre los enlaces $\rho(\text{Os-C})$ y la densidad electrónica del punto crítico de enlace en todas las especies.

Palabras clave: Osmabenceno, efecto del sustituyente, cálculos TFD, teoría cuántica de átomos en moléculas, desplazamiento químico independiente del núcleo.

Introduction

Metallabenzene is a six-membered metallacycle analogous to benzene for which one CH unit has been replaced by an isolobal transition-metal fragment $\{\text{ML}_n\}$ [1-3]. In the past decade, the synthesis of metallabenzene has been studied [4-6]. The first metallabenzene to be isolated and characterized was osmabenzene $\text{Os}(\text{C}_5\text{H}_4\text{S})(\text{CO})(\text{PPh}_3)_2$, the OsC_5 ring was assembled from two ethyne molecules and a single carbon atom from the thiocarbonyl ligand already resident on the osmium in the starting material, $\text{Os}(\text{CS})(\text{CO})(\text{PPh}_3)_3$ [7, 8]. The structure and properties of osmabenzene have been studied experimentally and theoretically [9-14]. From experimental and theoretical examinations one sees that the actual experimental knowledge concerning osmabenzene compounds is still relatively limited due to the subtle nature of such compounds. In the present study, the geometries, aromaticity and chemical bonding of osmabenzene and *para* substituted osmabenzene are studied theoretically. The analysis of the electron density within the AIM methodology has been used for providing valuable information on characterizing the molecules based on their critical points.

Computational Methods

All calculations were carried out with the Gaussian 2003 suite of program [15] using the standard 6-311G++(d,p) basis set calculations of systems contain C, H, N, F, Cl and O [16, 17]. For Os the standard LANL2DZ basis set [18-20] was used and this element is described by an effective core potential (ECP)

of Wadt and Hay pseudopotential [21]. Geometry optimization was performed utilizing the one parameter hybrid functional based on a modified Perdew-Wang exchange and correlation (mpw1pw91) [22]. A vibrational analysis was performed at each stationary point found, confirming its identity as an energy minimum.

The nucleus independent chemical shift (NICS) was used as a descriptor of aromaticity from the magnetic point of view. This index is defined as the negative value of the absolute magnetic shielding computed at ring centers [23] or any another interesting point of the system [24]. Rings with highly negative values of NICS are quantified as aromatic by definition, whereas those with positive values are anti-aromatic. The AIM2000 program was used for topological analysis of electron density [25]. The following characteristics of ring critical points (RCPs) are taken into account: density at RCP ($\rho(r_c)$) and its Laplacian ($\nabla^2(r_c)$).

Result and discussion

Energetic analysis

Absolute energies of substituted $\text{C}_5\text{H}_4\text{XOs}(\text{PH}_3)_2(\text{CO})\text{Cl}$ complexes have been calculated in the singlet and quintet ground states of all molecules (Table 1). The comparison of these values indicates the major stability for singlet ground state in all molecules. On the other hand, the ionization energy and electron affinity of all molecules have been calculated (Table 1). For the electron withdrawing substituents (these having large positive values of substituent constants), were found the

Table 1. Substitution Hammett constants, absolute energies of low spin (singlet) and high spin (quintet) forms, absolute energies of Natural, cation, and anion forms, ionization energy, electron affinity values for *para*-substituted $C_5H_4XOs(PH_3)_2(CO)Cl$ complexes.

X	σ_p	E(LS)	E(HS)	E[Os] ⁺	IE	E[Os] ⁻	EA
H	0	-1544.6107536	-1544.4506963	-1544.3346881	173.2337	-1544.6706836	37.60664
F	0.15	-1643.8644514	-1643.7073516	-1643.5934613	170.0489	-1643.9249527	37.96514
Me	-0.14	-1583.9324134	-1583.7788785	-1583.6708472	164.1353	-1583.9878409	34.78128
OH	-0.38	-1619.8528224	-1619.6906864	-1619.591326	164.0915	-1619.9017848	30.72437
CN	0.7	-1636.848615	-1636.7052647	-1636.5686444	175.6842	-1636.9366239	55.22642
NO ₂	0.81	-1749.119549	-1748.9737899	-1748.8369701	177.3209	-1749.2170037	61.15375
COOH	0.44	-1733.1954705	-1733.0465484	-1732.9239067	170.4089	-1733.27798	51.7755
CHO	0.42	-1657.9343665	-1657.7638766	-1657.6597569	172.3201	-1658.0227174	55.44103

larger ionization energy and electron affinity values. There is good linear correlation between the electron affinity values and Hammett constants of substitutions (σ_p) ($R^2 = 0.929$).

Bond distances

The selected bond distances of substituted $C_5H_4XOs(PH_3)_2(CO)Cl$ molecules are presented in Table 2. As it can be seen in Table 2, the Os–C bond length in substituted $C_5H_4XOs(PH_3)_2(CO)Cl$ is changing due to the presence of the substituent in *para* position of the osmabenzene ring (Fig. 1). The Os–C1 bond is longer in the strongest electron donating substituents rather than weaker electron donating substituents. Therefore, the electron withdrawing substituents additionally stabilize the Os–C bond, while the electron donating ones weaken it. In addition, the Os–C1 bonds are relatively longer than their Os–C5 counterparts. This can be explained by the presence of the chlorine ligand, which, as a lower field ligand than the CO one, weakens the *cis*-placed Os–CO bonds.

On the other hand, donating electron substituents decrease the Os–C(O) bonds length. The increasing of metal charge in the presence of electron donating substituents causes to increasing back bonding in Os–C(O) bond, while the electron donating ones increase it.

Also, structural analysis indicates that the Os–C1 bonds are shorter on doublet ground state of cation form. On the other hand, the Os–C5 bond distances increase in doublet ground state of cation form. As shown in Table 2, Os–C1 and Os–C5 bond distances increase in anion form.

Frontier orbital energies and chemical hardness

The frontier orbital energies, HOMO-LUMO gap energy, hardness, chemical potential, and electrophilicity of all complexes computed are given in the Table 2. The graphical representations of frontier orbitals are shown in Figure 2. The effect of substitutions on the HOMO and LUMO energies has been analyzed by plotting the values of their energies against Hammett substituent constants (σ). Figure 3 shows that the σ values correlate linearly with HOMO and LUMO energies. As it can be seen, the LUMO orbital can be involved in π -electron in-

teraction with d-orbital of the transition metal. These values indicate the energy of the frontier orbitals is less in the case of electron-withdrawing substituents.

The hardness and chemical potential of these complexes calculated from the HOMO and LUMO orbital energies using the following approximate expression:

$$\mu = (\epsilon_{HOMO} + \epsilon_{LUMO})/2$$

$$\eta = (\epsilon_{HOMO} - \epsilon_{LUMO})/2$$

Where μ is the chemical potential (the negative of the electronegativity), and η is the hardness [26, 27].

The hardness values in Table 3 indicate the increasing of these values in donating substituents. On the other hand, these values decrease with electron-withdrawing substituents. These values show that the σ values correlate linearly with chemical potential values ($R^2 = 0.812$).

The chemical potentials were also evaluated for this set of molecules. The chemical potential characterizes the tendency of electrons to escape from the equilibrium system. The values of chemical potential show that they increase for donating substituents and decrease for electron-withdrawing substituents (Table 3). These values show that the σ values correlates linearly with chemical potential values ($R^2 = 0.959$), i.e. the chemical potential increase with the inductive and resonance effects caused by the substitution.

To evaluate the electrophilicity of these complexes, we have calculated the electrophilicity index, ω , for each complex measured according to Parr, Szentpaly, and Liu [28] using the expression:

$$\omega = \frac{\mu^2}{2\eta}$$

The values of electrophilicity index are shown in Table 3. It has been seen that the σ values correlate linearly with electrophilicity values ($R^2 = 0.914$). These values show that the electrophilicity increases with the inductive and resonance effects caused by the substitution.

It is noticed that the Hammett correlation for chemical potential is better than for electrophilicity and hardness.

Table 2. Bond distances values for *para*-substituted $C_5H_4XOs(PH_3)_2(CO)Cl$ complexes.

(a) singlet								
X	Os-C1	C1-C2	C2-C3	C3-C4	C4-C5	C5-Os	Os-P	Os-C(O)
H	2.08178	1.36783	1.41288	1.38024	1.40422	1.96708	2.34741	1.92162
F	2.08261	1.36534	1.40743	1.37777	1.39721	1.97305	2.34876	1.92045
Me	2.08145	1.36403	1.42214	1.38627	1.40119	1.96786	2.34652	1.92030
OH	2.08745	1.36146	1.41775	1.39423	1.38918	1.97947	2.34508	1.91707
CN	2.07411	1.36620	1.42097	1.38578	1.40505	1.96017	2.35461	1.92656
NO ₂	2.07163	1.36883	1.40782	1.37268	1.40871	1.95684	2.35571	1.92841
COOH	2.07357	1.36802	1.41751	1.38159	1.40579	1.96006	2.35196	1.92623
CHO	2.07400	1.36831	1.41522	1.38177	1.40425	1.96400	2.35258	1.92619
(b) Cation form								
X	Os-C1	C1-C2	C2-C3	C3-C4	C4-C5	C5-Os	Os-P	Os-C(O)
H								
F	2.04407	1.35944	1.40761	1.38778	1.37982	1.99415	2.38804	2.03152
Me	2.04010	1.35857	1.42113	1.39504	1.38433	1.98872	2.38430	2.03216
OH	2.04980	1.35371	1.42066	1.40526	1.37187	2.00271	2.38282	2.02507
CN	2.03327	1.36225	1.41712	1.39270	1.38865	1.98109	2.39361	2.03976
NO ₂	2.03387	1.36439	1.40241	1.37773	1.39201	1.97860	2.39513	2.04054
COOH	2.03194	1.36438	1.41187	1.38621	1.39005	1.98070	2.39019	2.04049
CHO	2.03291	1.36512	1.40997	1.38643	1.38912	1.98260	2.39113	2.04073
(c) Anion form								
X	Os-C1	C1-C2	C2-C3	C3-C4	C4-C5	C5-Os	Os-P	Os-C(O)
H	2.13343	1.37249	1.41561	1.41381	1.37798	2.05270	2.31089	1.89169
F	2.13365	1.37416	1.40208	1.40440	1.37626	2.05472	2.31287	1.89156
Me	2.13011	1.36916	1.42232	1.41635	1.37839	2.05142	2.31071	1.89218
OH	2.13397	1.37271	1.40843	1.41443	1.37445	2.05446	2.31140	1.89148
CN	2.12512	1.36317	1.43173	1.42400	1.37352	2.03915	2.31842	1.89514
NO ₂	2.11939	1.36124	1.42571	1.41173	1.37605	2.02511	2.32231	1.89799
COOH	2.12405	1.36349	1.43111	1.41991	1.37453	2.03558	2.31737	1.89557
CHO	2.12466	1.36290	1.42923	1.42078	1.37257	2.03757	2.31751	1.89564
(d) quintet								
X	Os-C1	C1-C2	C2-C3	C3-C4	C4-C5	C5-Os	Os-P	Os-C(O)
H	2.07936	1.38026	1.40070	1.41869	1.37025	2.05179	2.37913	2.23451
F	2.04945	1.37950	1.38633	1.42200	1.35880	2.06472	2.78221	2.02368
Me	2.03994	1.38388	1.39418	1.44035	1.35969	2.04707	2.77653	2.02957
OH	2.05230	1.37206	1.39837	1.42857	1.35920	2.06666	2.78321	2.01469
CN	2.03794	1.37564	1.40530	1.44356	1.35494	2.05303	2.77790	2.04070
NO ₂	2.08039	1.35943	1.41567	1.40179	1.37405	2.05347	2.35480	1.99569
COOH	2.06409	1.37863	1.40673	1.42909	1.36560	2.03449	2.38730	2.25010
CHO	2.07809	1.36294	1.42021	1.41161	1.37240	2.05793	2.35076	1.99313

Nucleus-independent chemical shift analysis (NICS)

The nucleus-independent chemical shift (NICS) method has been widely employed to characterize aromaticity [29]. As an effort to discuss the use of NICS as a measure of aromaticity for six-membered rings, we have calculated NICS values along the

z-axis to the ring plane beginning on the center of the ring up to 2.0 Å. These calculations show that the shape of the NICS profile with respect to the distance from the ring center is similar. In addition, for all species, we have localized the NICS maxima and minima and determined the distances to the center of the ring at which they occur. See Table 4. For all molecules, the

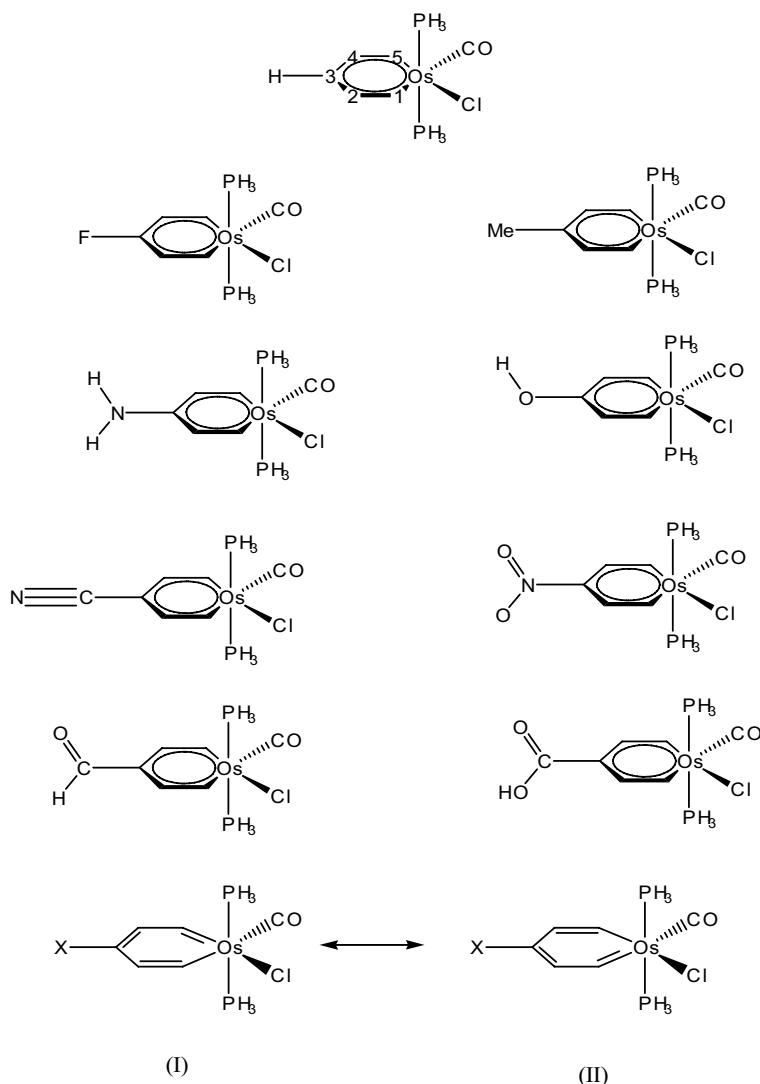


Fig. 1. *para*-Substituted $C_5H_4XOs(PH_3)_2(CO)Cl$ complexes.

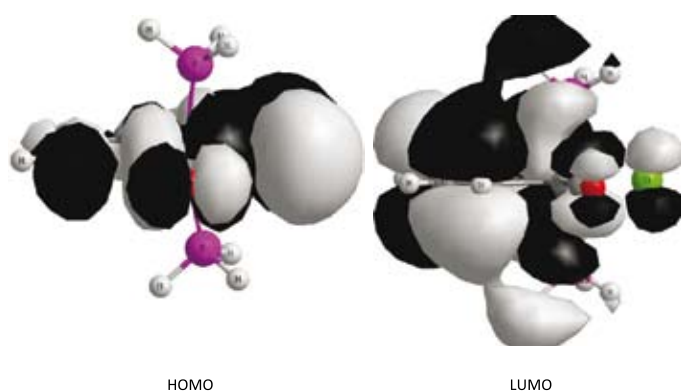


Fig. 2. Graphical visualization of frontier orbital in $C_5H_5Os(PH_3)_2(CO)Cl$.

highest absolute value of NICS is above the center of the ring. It is possible that induced magnetic fields generated by the π aromaticity show a minimum NICS at the certain distance from

the center of the ring. From Table 4, it can be seen that all six-membered ring compounds have large negative NICS values, indicating their enhanced aromatic properties. All these NICS values can be attributed to the delocalized π electrons current. Theoretical computation of all molecules show that there is a linear correlation between NICS (1.5) values and Hammett constants (Fig. 4). These values show that aromaticity increases with electron-withdrawing substituents.

QTAIM analysis

It has been proved, that the AIM-based analysis of electron density can provide valuable information on many physical and chemical properties of the molecular systems [30-37]. Two methods have been used for this analysis (Table 5). It has been found for instance that the value of electron density (ρ) and its Laplacian ($\nabla^2\rho$) estimated at bond critical point (BCP) of a given bond correlate very well with the strength of this bond, as well as with its length, since, as it is well known, both the

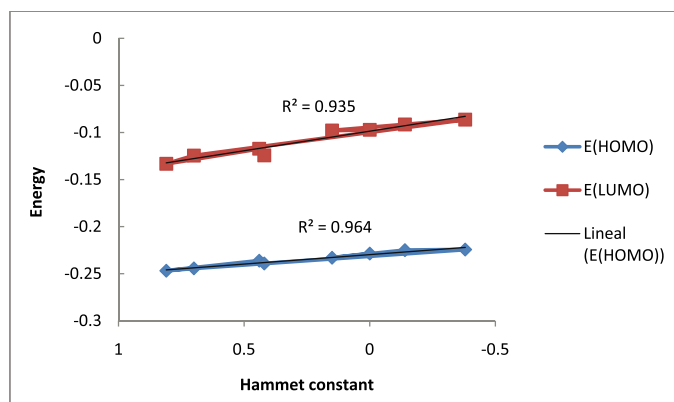


Fig. 3. A linear correlation between frontier orbital energy values with Hammett substituent constant in substituted $C_5H_4XOs(PH_3)_2(CO)Cl$ molecules.

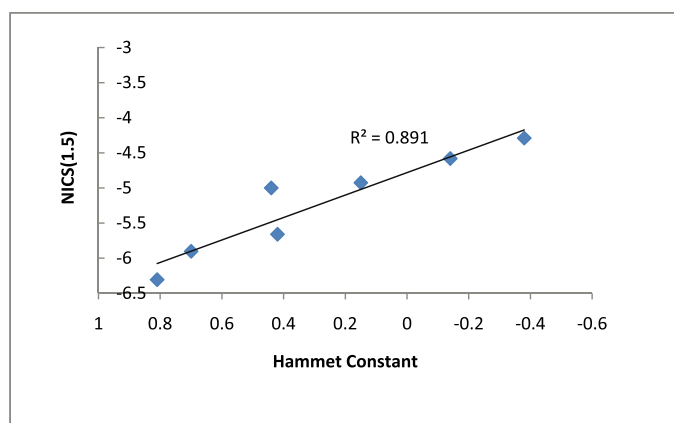


Fig. 4. A linear correlation between NICS(1.5) values and Hammett constants of $C_5H_4XOs(PH_3)_2(CO)Cl$ complexes ($X=Me, OH, F, CN, CHO, COOH, NO_2$).

strength and the length of a given bond are mutually dependent [38-42]. Also in this case such a relationship can be observed and the linear regression can be found between $\rho(Os-C)$ and $r(Os-C)$ in all complexes (Fig. 5).

Additional valuable information on chemical bond properties is available from the total electron energy density, $H(\rho)$, and its components; kinetic electron energy density, $G(\rho)$, positive by definition, and potential electron energy density, $V(\rho)$, negative by definition. The following relation is known for $H(\rho)$ and its components [43,44]:

$$H(\rho) = V(\rho) + G(\rho)$$

It is known that in the region of the bond CP of weak closed-shell interatomic interactions the kinetic energy density dominates, with $G(\rho)$ magnitude being slightly greater than the potential energy density $|V(\rho)|$ which implies the total energy density $H(\rho) > 0$ and close to zero, whereas for strong covalent interactions $V(\rho)$ dominates over the kinetic energy density and $H(\rho) < 0$. This is usually accompanied

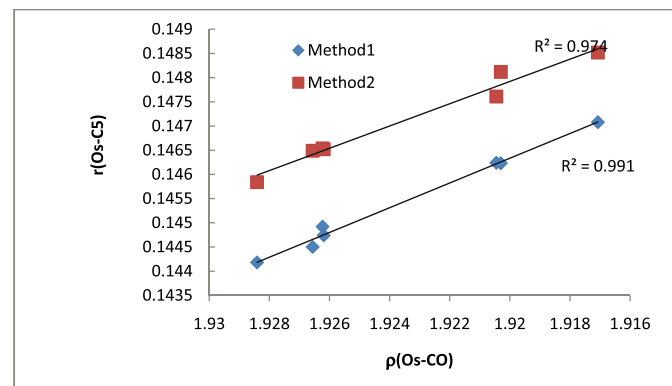
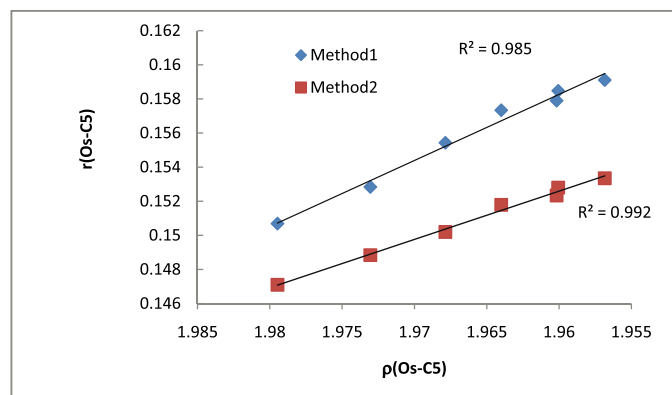
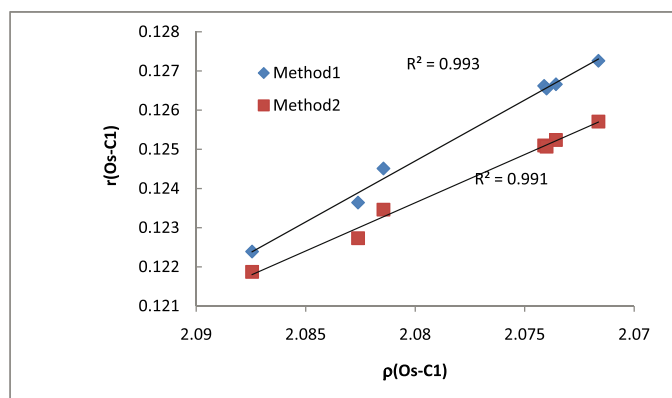


Fig. 5. A linear correlation between $r(Os-C)$ values and $\rho(Os-C)$ of $C_5H_4XOs(PH_3)_2(CO)Cl$ complexes ($X=Me, OH, F, CN, CHO, COOH, NO_2$).

by $\nabla^2\rho > 0$ for the proper case and $\nabla^2\rho < 0$ for the latter one (there is one exception mentioned in the further part of the discussion).

Os-C bond

Interestingly, both $G(\rho)$ and $|V(\rho)|$ values increase with electron-withdrawing properties of substituents in the *para*-position of the osmabenzene ring. However, $H(\rho)$ is invariably positive and very close to zero. Probably, this could be due to the changes in the Os-C bond length. As already mentioned, the Os-C distances decrease with an increase of electron-withdrawing properties of the attached substituents. It can thus be expected

Table 3. Frontier orbital energies (Hartree), HOMO-LUMO gap energy (eV), hardness (eV), chemical potential (eV), and electrophilicity (ω) for *para*-substituted $C_5H_4XOs(CO)(PH_3)_2Cl$ complexes.

	HOMO	LUMO	Gap	η	μ	ω
H	-0.22862	-0.09715	3.577509	1.788755	-4.43236	5.491482
F	-0.23306	-0.09789	3.678192	1.839096	-4.50284	5.512372
Me	-0.22500	-0.09146	3.633837	1.816919	-4.30569	5.101764
OH	-0.22435	-0.08631	3.756289	1.878145	-4.22678	4.756197
CN	-0.24430	-0.12454	3.258861	1.629431	-5.01836	7.727844
NO ₂	-0.24682	-0.13324	3.090694	1.545347	-5.17102	8.651602
COOH	-0.23617	-0.11724	3.236276	1.618138	-4.80843	7.144311
CHO	-0.23914	-0.12428	3.125524	1.562762	-4.94462	7.822452

Table 4. the NICS(0.0), NICS(0.5), NICS(1.0), NICS(1.5), and NICS(2.0) (ppm) values for *para*-substituted $C_5H_4XOs(PH_3)_2(CO)Cl$ complexes.

X	NICS(0.0)	NICS(0.5)	NICS(1.0)	NICS(1.5)	NICS(2.0)
H	1.0600	-1.5590	-4.5661	-4.7309	-3.7167
F	-0.9175	-2.9055	-5.1005	-4.9261	-3.7971
Me	1.0077	-1.5197	-4.4215	-4.5820	-3.6130
OH	-0.2355	-2.2892	-4.4152	-4.2903	-3.3758
CN	-0.8168	-3.4448	-6.2054	-5.9034	-4.4239
NO ₂	-1.7693	-4.4905	-7.0350	-6.3066	-4.6322
COOH	0.7745	-1.8609	-4.8327	-5.0006	-3.9218
CHO	0.4888	-2.5523	-5.7850	-5.6604	-4.2784

that the shorter is the bond, the more covalent is its character, which implies an increase of $|V(q)|$ magnitude.

However, this is compensated by an increase of $G(q)$ which is related with Pauli repulsion between two closed shells. As a result, the $H(q)$ varies within a very small range. These changes are relatively small because of a limited possibility of the influence of substituents on the Os–C bond, and can be more significant in the case of a larger spectrum of variability of a given bond.

Os–C(O) bond

The introduction of a given substituent into position 4 of the osmabenzene ring results in small but systematic changes in the Os–C (carbonyl) bonding. These values indicated, in the case of all Os–C_{carbonyl} bonds $V^2\rho$ values at corresponding BCPs are positive, as it was found for closed-shell interactions.

On the other hand, the $H(\rho)$ values are negative, as found for shared interactions. This is in agreement with observations made for the Ti–C bonds in titanium complexes [44], in the case when the metal–ligand bonding has a characteristic that represents a mix of the closed-shell and shared parameters.

Moreover, the $H(\rho)$ values are more negative for Os–C5 bonds, which is directly connected with relative greater predominance of $|V(q)|$ magnitude over the $G(q)$ magnitude. This suggests a more covalent character of the Os–C5 bond as compared with the Os–C1, and is also in line with general

knowledge, according to which low-field ligands (e.g. chlorine) weaken the *cis* placed M–C bonds. Generally, the greater value of $|H(\rho)|$ (with negative sign), the more covalent character of the bond. It seems therefore that the covalent character of the Os–C(O) bonds increases with electron donating properties of the substituent attached to the osmabenzene.

This can be partially connected with the trans-effect and the fact that a relatively greater contribution of structure (I) in Figure 1 should lead to an increase of back-donation in the *trans* placed Os–C_{carbonyl} bond. As a result, it can be said that in the analyzed organometallic species the Os–C(carbonyl) bonding has a more covalent character than the Os–C(osmabenzene) bonding.

Conclusion

The theoretical study of structure and properties in the osmabenzenes and substituted osmabenzenes indicated:

1. Singlet states are more stable than quintet states.
2. Ionization energy and electron affinity values increase in presence of withdrawing substituents.
3. The Os–C bond distances show that systematic variations in *para* substituted osmaabenzene complexes
4. Analysis of frontier orbitals shows the decreasing of the hardness and $E(LUMO)$ in electron-withdrawing substituents.

Table 5. Electron densities ρ (e/a_0^3), Laplacians $\nabla^2\rho$ (e/a_0^5), total electron energy density, $H(\rho)$, kinetic energy density, $G(\rho)$, and potential energy density, $V(\rho)$ at (a)the ring center, (b)Os-C critical, and (c)Os-CO points for *para*-substituted $C_5H_4XOs(PH_3)_2(CO)Cl$ complexes. Method 1: For Os element standard LANL2DZ basis set are used and Os described by effective core potential (ECP) of Wadt and Hay pseudopotential with a doublet- ξ valance using the LANL2DZ and 6-311++G** for C, H, N, F and O atoms. Method2: mpw1pw91/lanl2dz.

(a) ring center										
X	$\rho(3,+1)$		$\nabla^2\rho(3,+1)$		G		H		V	
	Method 1	Method 2	Method 1	Method 2	Method 1	Method 2	Method 1	Method 2	Method 1	Method 2
H	0.01478	0.01638	0.08973	0.09856						
F	0.01537	0.01638	0.09541	0.09856						
Me	0.01550	0.01642	0.09668	0.09992						
OH	0.01527	0.01625	0.09494	0.09860						
CN	0.01546	0.01627	0.09571	0.09932						
NO ₂	0.01583	0.01661	0.09703	0.09976						
CHO	0.01564	0.01641	0.09565	0.09915						
COOH	0.01566	0.01647	0.09670	0.09992						

(b) Os-C1										
X	ρ		$\nabla^2\rho$		G		H		V	
	Method 1	Method 2	Method 1	Method 2	Method 1	Method 2	Method 1	Method 2	Method 1	Method 2
H	0.12011	0.12273	0.25344	0.27738	0.11110	0.11396	-0.04774	-0.04461	-0.15884	-0.15857
F	0.12364	0.12273	0.27168	0.27738	0.11808	0.11396	-0.05016	-0.04461	-0.16824	-0.15857
Me	0.12451	0.12346	0.26181	0.26735	0.11663	0.11230	-0.05118	-0.04546	-0.16781	-0.15776
OH	0.12239	0.12187	0.26816	0.27321	0.11630	0.11242	-0.04926	-0.04412	-0.16555	-0.15654
CN	0.12662	0.12510	0.26759	0.27274	0.11962	0.11465	-0.05272	-0.04646	-0.17233	-0.16111
NO ₂	0.12726	0.12571	0.26784	0.27272	0.12020	0.11509	-0.05324	-0.04691	-0.17345	-0.16201
COOH	0.12666	0.12524	0.26243	0.26754	0.11853	0.11362	-0.05292	-0.04674	-0.17146	-0.16036
CHO	0.12655	0.12507	0.26448	0.27093	0.11890	0.11424	-0.05278	-0.04651	-0.17167	-0.16075

(b) Os-C5										
X	ρ		$\nabla^2\rho$		G		H		V	
	Method 1	Method 2	Method 1	Method 2	Method 1	Method 2	Method 1	Method 2	Method 1	Method 2
H	0.14841	0.14884	0.27619	0.29021	0.13949	0.13618	-0.07044	-0.06362	-0.20992	-0.19980
F	0.15284	0.14884	0.27727	0.29021	0.14370	0.13618	-0.07438	-0.06362	-0.21808	-0.19980
Me	0.15543	0.15020	0.26900	0.28063	0.14427	0.13523	-0.07702	-0.06508	-0.22129	-0.20031
OH	0.15069	0.14710	0.27712	0.28999	0.14167	0.13463	-0.07239	-0.06213	-0.21406	-0.19676
CN	0.15790	0.15234	0.27194	0.28485	0.14728	0.13807	-0.07929	-0.06685	-0.22657	-0.20492
NO ₂	0.15911	0.15335	0.27264	0.28606	0.14861	0.13924	-0.08045	-0.06772	-0.22907	-0.20696
COOH	0.15848	0.15280	0.26345	0.27861	0.14593	0.13706	-0.08007	-0.06741	-0.22599	-0.20447
CHO	0.15734	0.15179	0.26326	0.27582	0.14480	0.13554	-0.07899	-0.06659	-0.22379	-0.20213

(c) Os-C(O)										
X	ρ		$\nabla^2\rho$		G		H		V	
	Method 1	Method 2	Method 1	Method 2	Method 1	Method 2	Method 1	Method 2	Method 1	Method 2
H	0.14056	0.14761	0.55242	0.60658	0.19575	0.20995	-0.05764	-0.05831	-0.25339	-0.26826
F	0.14624	0.14761	0.56504	0.60658	0.20372	0.20995	-0.06246	-0.05831	-0.26619	-0.26826
Me	0.14623	0.14812	0.56315	0.60626	0.20345	0.21058	-0.06266	-0.05901	-0.26611	-0.26959
OH	0.14708	0.14852	0.56920	0.61011	0.20541	0.21165	-0.06311	-0.05912	-0.26853	-0.27077
CN	0.14450	0.14649	0.55567	0.60021	0.20019	0.20767	-0.06128	-0.05762	-0.26147	-0.26529
NO ₂	0.14418	0.14584	0.55332	0.59812	0.19942	0.20662	-0.06109	-0.05709	-0.26051	-0.26370
COOH	0.14492	0.14654	0.55591	0.59958	0.20071	0.20766	-0.06173	-0.05777	-0.26244	-0.26543
CHO	0.14474	0.14652	0.55554	0.60013	0.20041	0.20767	-0.06153	-0.05764	-0.26195	-0.26531

- There is a delocalized π electron current on the basis of the NICS values. Also, aromaticity increases with electron-withdrawing substituents.
- The QTAIM analysis indicates the covalent character of the Os-C5 bond is more than Os-C1. Also, this property of Os-C(O) bonds increases with electron donating properties of the substituent.

References

- Bleeke, J. R. *Chem. Rev.* **2001**, *101*, 1205 – 1227.
- Wright, L. J. *J. Chem. Soc. Dalton Trans.* **2006**, 1821 – 1827.
- He, G.; Xia, H.; Jia, G. *Chin. Sci. Bull.* **2004**, *49*, 1543 – 1553.
- Jacob, V.; Landorf, C. W.; Zakharov, L. N.; Weakley, T. J. R.; Haley, M. M. *Organometallics* **2009**, *28*, 5183-5190.
- Ghiasi, R.; Mokarram, E. E. *Russian. J. Coord. Chem.* **2011**, *37*, 463-467.
- Ghiasi, R. *Russian. J. Coord. Chem.* **2011**, *37*, 72-76.
- Landorf, C. W.; Haley, M. I. M. *Angew. Chem. Int. Ed.* **2006**, *45*, 3914 – 3936.
- Elliott, G. P.; Roper, W. R.; Waters, J. M. *J. Chem. Soc., Chem. Commun.* **1982**, 811.
- Iron, M. A.; Martin, J. M. L.; Boom, M. E. v. d. *J. Am. Chem. Soc.* **2003**, *125*, 13020-13021.
- Gong, L.; Chen, Z.; Lin, Y. i.; He, X.; Wen, T. B.; Xu, X.; H.Xia: *Chem. Eur. J.* **2009**, *15*, 6258 – 6266.
- Bleeke, J. R. *Chem. Rev.* **2001**, *101*, 1205-1227.
- Guomei, H. E.; Haiping, X.; Guocheng, J. I. A. *Chinese Science Bulletin* **2004**, *49*, 1543-1553.
- Karton, A.; Iron, M. A.; Boom, M. E. v. d.; Martin, J. M. L. *J. Phys. Chem. A* **2005**, *109*, 5454-5462.
- Johns, P. M.; Roper, W. R.; Woodgate, S. D.; Wright, L. J. *Organometallics* **2010**, *29*, 5358–5365.
- Frisch, M. J.; Trucks, G. W.; Schlegel, H. B.; Scuseria, G. E.; Robb, M. A.; Cheeseman, J. R.; Montgomery, J. A.; Jr.; Vreven, T.; Kudin, K. N.; Burant, J. C.; Millam, J. M.; Iyengar, S. S.; Tomasi, J.; Barone, V.; Mennucci, B.; Cossi, M.; Scalmani, G.; Rega, N.; Petersson, G. A.; Nakatsuji, H.; Hada, M.; Ehara, M.; Toyota, K.; Fukuda, R.; Hasegawa, J.; Ishida, M.; Nakajima, T.; Honda, Y.; Kitao, O.; Nakai, H.; Klene, M.; Li, X.; Knox, J. E.; Hratchian, H. P.; Cross, J. B.; Adamo, C.; Jaramillo, J.; Gomperts, R.; Stratmann, R. E.; Yazyev, O.; Austin, A. J.; Cammi, R.; Pomelli, C.; Ochterski, J. W.; Ayala, P. Y.; Morokuma, K.; Voth, G. A.; Salvador, P.; Dannenberg, J. J.; Zakrzewski, V. G.; Dapprich, S.; Daniels, A. D.; Strain, M. C.; Farkas, O.; Malick, D. K.; Rabuck, A. D.; Raghavachari, K.; Foresman, J. B.; Ortiz, J. V.; Cui, Q.; Baboul, A. G.; Clifford, S.; Cioslowski, J.; Stefanov, B. B.; Liu, G.; Liashenko, A.; Piskorz, P.; Komaromi, I.; Martin, R. L.; Fox, D. J.; Keith, T.; Al-Laham, M. A.; Peng, C. Y.; Nanayakkara, A.; Challacombe, M.; Gill, P. M. W.; Johnson, B.; Chen, W.; Wong, M. W.; Gonzalez, C.; Pople, J. A. *Gaussian 03*. Revision B.03 ed.; Gaussian, Inc., Pittsburgh PA, 2003.
- McLean, A. D.; Chandler, G. S. *J. Chem. Phys.* **1980**, *72*, 5639-5648.
- Krishnan, R.; Binkley, J. S.; Seeger, R.; Pople, J. A. *J. Chem. Phys.* **1980**, *72*, 650-654.
- Hay, P. J.; Wadt, W. R. *J. Chem. Phys.* **1985**, *82*, 299-310.
- Hay, P. J.; Wadt, W. R. *J. Chem. Phys.* **1985**, *82* 284-299.
- Schaefer, A.; Horn, H.; Ahlrichs, R. *J. Chem. Phys.* **1992** *97*, 2571-2577.
- Hay, P. J.; Wadt, W. R. *J. Chem. Phys.* **1985**, *82* 270-283.
- Adamo, C.; Barone, V. *J. Chem. Phys.* **1998**, *108*, 664.
- Schleyer, P. v. R.; Maerker, C.; Dransfeld, A.; H.Jiao; Hommes, N. J. R. v. E. *J. Am. Chem. Soc.* **1996**, *118*, 6317-6318.
- Cyranski, M. K.; Krygowski, T. M.; Wisiorowski, M.; Hommes, N. J. R.; Schleyer, P. v. R. *Angew. Chem., Int. Ed.* **1988**, *37*, 177.
- Bader, R. F. W. AIM2000 Program. ver 2.0, ed. Hamilton, McMaster University, 2000.
- Pearson, R. G. *Chemical Hardness*; Wiley-VCH: Oxford, 1997.
- Parr, R. G.; Yang, W. *Density-Functional Theory of Atoms and Molecules*; Oxford University Press: New York, 1989.
- Parr, R. G.; Liu, S. J. *J. Am. Chem. Soc.* **1999**, *121*, 1922.
- Schleyer, P. v. R.; Maerker, C.; Dransfeld, A.; Jiao, H.; Hommes, N. J. R. v. E. *J. Am. Chem. Soc.* **1996**, *118*, 6317.
- Sobczyk, L.; Grabowski, S. J.; Krygowski, T. M. *Chem. Rev.* **2005**, *105* 3513.
- Bader, R. F. W.; Matta, C. F.; Cortés-Guzman, F. *Organometallics* **2004**, *23*, 6253.
- Fradera, X.; Austen, M. A.; Bader, R. F. W. *J. Phys. Chem. A* **1999**, *103* 304.
- Bader, R. F. W.; Fang, D.-F. *J. Chem. Theor. Comput.* **2005**, *1*, 403.
- Mitrasinovic, P. M. *Can. J. Chem.* **2003**, *81*, 542.
- Pendas, A. M.; Blanco, M. A.; Francisco, E. *Chem. Phys. Lett.* **2006**, *16*, 417.
- Poater, J.; Sola, M.; Bickelhaupt, F. M. *Chem. Eur. J.* **2006**, *12*, 2902.
- Kovacs, A.; Esterhuysen, C.; Frenking, G. *Chem. Eur. J.* **2005**, *11*, 1813.
- O'Brien, S. E.; Popelier, P. L. A. *Can. J. Chem.* **1999**, *77*, 28.
- Howard, S. T.; Krygowski, T. M. *Can. J. Chem.* **1997**, *75*, 1174.
- Bader, R. W. F.; Matta, C. F. *Organometallics* **2004**, *23*, 6253.
- Melchor, V. S.; Alkorta, I.; Elguero, J.; Sundberg, M. R.; Dobado, J. A. *Organometallics* **2006**, *25* 5638.
- Gonzalez, L.; Mo, O.; Yanez, M.; Elguero, J. *J. Mol. Struct.* **1996**, *371*, 1.
- R.F.W. Bader: *Atoms in Molecules: A Quantum Theory*; Clarendon Press: Oxford, 1994.
- Palusiak, M. *J. Organometallic. Chem* **2005**, *692*, 3866-3873.