

## **H<sub>3</sub>PW<sub>12</sub>O<sub>40</sub> Anchored on the Three-Dimensional and Networked SBA-15 as an Efficient and Recyclable Catalyst for Mannich Reaction**

---

Tengfei Zhang, Wei Zhang, Hao Dong, Qing Liu\*

Key Laboratory of Low Carbon Energy and Chemical Engineering, College of Chemical and Environmental Engineering, Shandong University of Science and Technology, Qingdao Shandong 266590, China.

\*Corresponding author: Qing Liu, email: [qliu@sdust.edu.cn](mailto:qliu@sdust.edu.cn)

Received July 22<sup>th</sup>, 2019; Accepted August 21<sup>th</sup>, 2019.

DOI for the article: <http://dx.doi.org/10.29356/jmcs.v64i1.1034>

## **Supplementary Information**

**(Compound 1)** [1]**3-(4-acetylphenyl)-1-phenyl-3-(phenylamino)propan-1-one**

Mp 142-143 °C <sup>1</sup>H NMR (60 MHz, ) δ 7.96 (s, 2H, AR-H), 7.83 (s, 2H, AR-H), 7.43 (s, 3H, AR-H), 7.29 (s, 2H, AR-H), 6.98 (s, 2H, AR-H), 6.79 (s, 1H, AR-H), 6.65 (s, 2H, AR-H, C-H), 5.07 (s, 1H), 3.41 (s, 3H, CH<sub>3</sub>) ; IR (KBr) ν (cm<sup>-1</sup>): 694, 757, 1028, 1181, 1288, 1513, 1595, 1667, 3369.

**(Compound 2)** [2]**1,3-diphenyl-3-(phenylamino)propan-1-one**

Mp 169-170 °C <sup>1</sup>H NMR (60 MHz, ) δ 8.11 (s, 2H, AR-H), 7.66 (s, 3H, AR-H), 7.51 (d, *J* = 3.1 Hz, 4H, AR-H), 7.41 (s, 2H, AR-H), 7.14 (s, 2H, AR-H), 6.92 (s, 1H, AR-H), 6.80 (s, 2H, AR-H), 6.67 (s, 1H, AR-H), 5.16 (s, 1H, C-H), 3.69 (s, 2H, CH<sub>2</sub>); IR (KBr) ν (cm<sup>-1</sup>): 622, 1397, 1622, 3233, 3423.

**(Compound 3)** [3]**2-(phenyl(phenylamino)methyl)cyclohexanone**

Mp 114-115 °C <sup>1</sup>H NMR (60 MHz, ) δ 7.49 (s, 5H, AR-H), 7.29 (s, 2H, AR-H), 6.83 (s, 3H, AR-H), 4.74 (s, 1H, C-H), 3.08 (s, 1H, C-H), 2.59 (s, 2H, CH<sub>2</sub>), 2.15 (s, 1H, CH<sub>2</sub>), 2.01 (s, 3H, CH<sub>2</sub>), 1.73 (s, 2H, CH<sub>2</sub>); IR (KBr) ν (cm<sup>-1</sup>): 613, 1397, 1622, 3233, 3423.

**(Compound 4)** [4]**2-((*p*-toluidino)(phenyl)methyl)cyclohexanone**

Mp 118-119 °C <sup>1</sup>H NMR (60 MHz, ) δ 7.61 (s, 4H, AR-H), 7.14 (s, 1H, AR-H), 6.86 (s, 4H, AR-H), 4.85 (s, 1H, C-H), 3.12 (s, 1H, C-H), 2.68 (s, 3H, CH<sub>3</sub>), 2.45 (s, 3H, CH<sub>2</sub>), 2.11 (s, 5H, CH<sub>2</sub>); IR (KBr) ν (cm<sup>-1</sup>): 694, 793, 1118, 1316, 1450, 1523, 1622, 1702, 2855, 2927, 3405.

**(Compound 5)****3-(*p*-toluidino)-1-phenyl-3-*p*-tolylpropan-1-one**

Mp 135-136 °C <sup>1</sup>H NMR (60 MHz, ) δ 8.62 (s, 2H, AR-H), 8.06 (s, 3H, AR-H), 7.68 (s, 2H, AR-H), 7.45 (s, 2H, AR-H), 7.36 (s, 4H, AR-H), 5.12 (s, 1H, C-H), 3.74 (s, 1H, C-H), 2.56 (s, 6H, CH<sub>3</sub>); IR (KBr) ν (cm<sup>-1</sup>): 532, 820, 1108, 1397, 1622, 3450.

**(Compound 6)** [2]**1-phenyl-3-(phenylamino)-3-*p*-tolylpropan-1-one**

Mp 134-135 °C <sup>1</sup>H NMR (60 MHz, ) δ 8.35 (s, 2H, AR-H), 7.92 (s, 2H, AR-H), 7.77 (s, 2H, AR-H), 7.68 (s, 2H, AR-H), 7.49 (s, 2H, AR-H), 7.15 (s, 2H, AR-H), 7.01 (s, 1H, AR-H), 5.38 (s, 1H, C-H), 4.02 (s, 1H, CH<sub>2</sub>), 3.91 (s, 1H, CH<sub>2</sub>), 2.81 (s, 3H, CH<sub>3</sub>); IR (KBr) ν (cm<sup>-1</sup>): 694, 748, 820, 992, 1288, 1513, 1604, 1667, 3387.

(Compound 7) [2]

**3-(*p*-toluidino)-1,3-diphenylpropan-1-one**

Mp 167-168 °C <sup>1</sup>H NMR (60 MHz, ) δ 8.12 (s, 2H, AR-H), 7.62 (s, 2H, AR-H), 7.55 (s, 2H, AR-H), 6.84 (s, 2H, AR-H), 6.71 (s, 2H, AR-H), 5.26 (s, 1H, C-H), 3.81 (s, 1H, CH<sub>2</sub>), 3.63 (s, 1H, CH<sub>2</sub>), 2.46 (s, 3H, CH<sub>3</sub>); IR (KBr) ν (cm<sup>-1</sup>): 694, 793, 1280, 1523, 1612, 1675, 3395.

(Compound 8) [3]

**3-(4-chlorophenyl)-1-phenyl-3-(phenylamino)propan-1-one**

Mp 114-115 °C <sup>1</sup>H NMR (60 MHz, ) δ 8.22 (s, 2H, AR-H), 8.12 (s, 1H, AR-H), 7.78 (s, 2H, AR-H), 7.59 (s, 2H, AR-H), 7.07 (s, 2H, AR-H), 6.89 (s, 2H, AR-H), 6.77 (s, 1H, AR-H), 5.24 (s, 1H, C-H), 3.79 (s, 1H, CH<sub>2</sub>), 3.69 (s, 1H, CH<sub>2</sub>); IR (KBr) ν (cm<sup>-1</sup>): 616, 690, 745, 824, 1219, 1288, 1395, 1488, 1507, 3387.

(Compound 9)

**3-(*p*-toluidino)-3-(4-chlorophenyl)-1-phenylpropan-1-one**

Mp 128-129 °C <sup>1</sup>H NMR (60 MHz, ) δ 8.22 (s, 2H, AR-H), 7.95 (s, 1H, AR-H), 7.86 (s, 2H, AR-H), 7.44 (s, 2H, AR-H), 7.12 (s, 2H, AR-H), 6.67 (s, 2H, AR-H), 5.22 (s, 1H, C-H), 3.77 (s, 1H, CH<sub>2</sub>), 3.67 (s, 1H, CH<sub>2</sub>), 2.46 (s, 3H, CH<sub>3</sub>); IR (KBr) ν (cm<sup>-1</sup>): 685, 803, 1091, 1217, 1288, 1513, 3450.

(Compound 10)

**3-(*p*-toluidino)-3-(4-acetylphenyl)-1-phenylpropan-1-one**

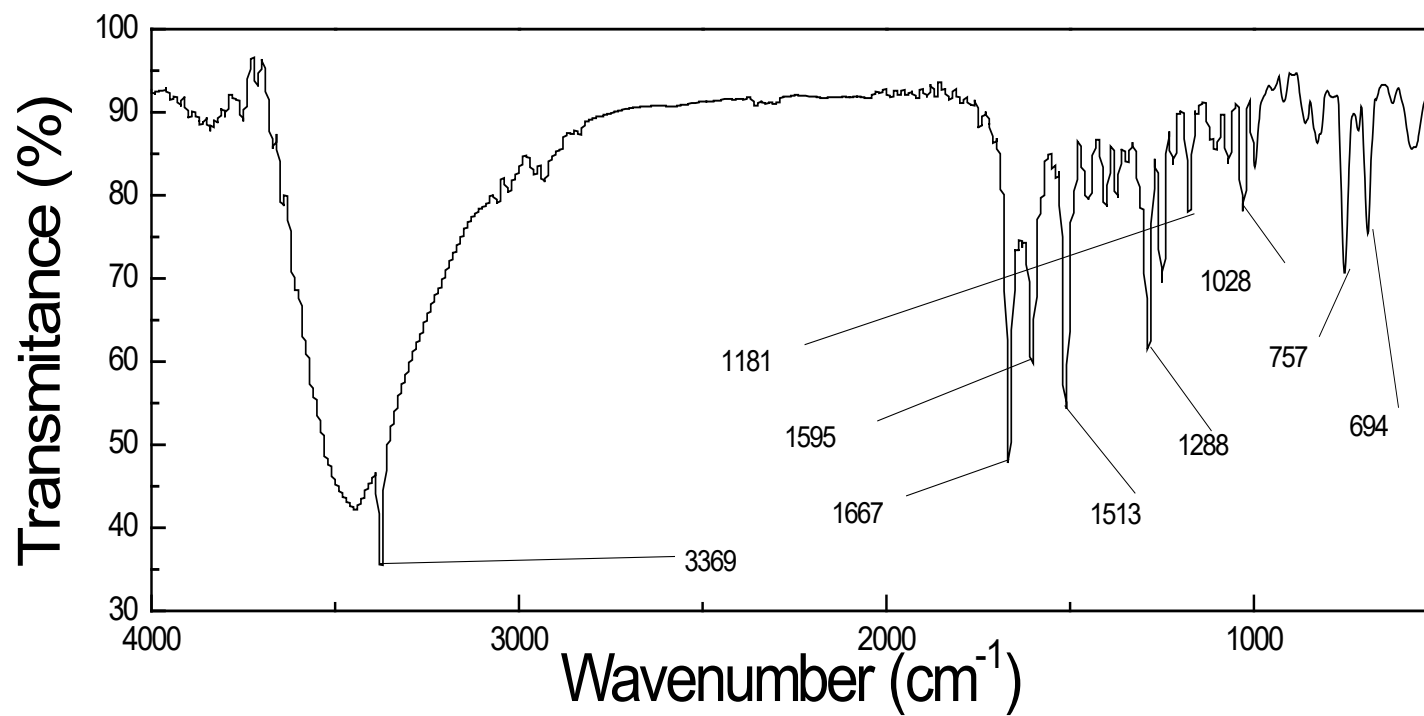
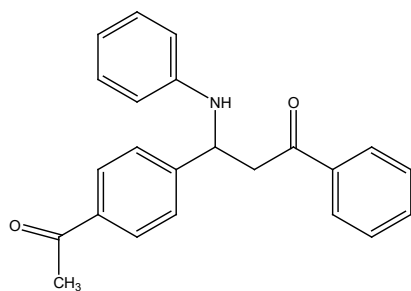
Mp 152-154 °C <sup>1</sup>H NMR (60 MHz, ) δ 8.50 (s, 4H, AR-H), 7.90 (s, 3H, AR-H), 7.52 (s, 2H, AR-H), 6.91 (d, *J* = 5.4 Hz, 2H, AR-H), 6.52 (s, 2H, AR-H), 5.13 (s, 1H, C-H), 3.97 (s, 2H, CH<sub>2</sub>), 3.48 (s, 3H, CH<sub>3</sub>), 2.28 (s, 3H, CH<sub>3</sub>); IR (KBr) ν (cm<sup>-1</sup>): 804, 1245, 1288, 1400, 1513, 1622, 1667, 3450.

(Compound 11) [4]

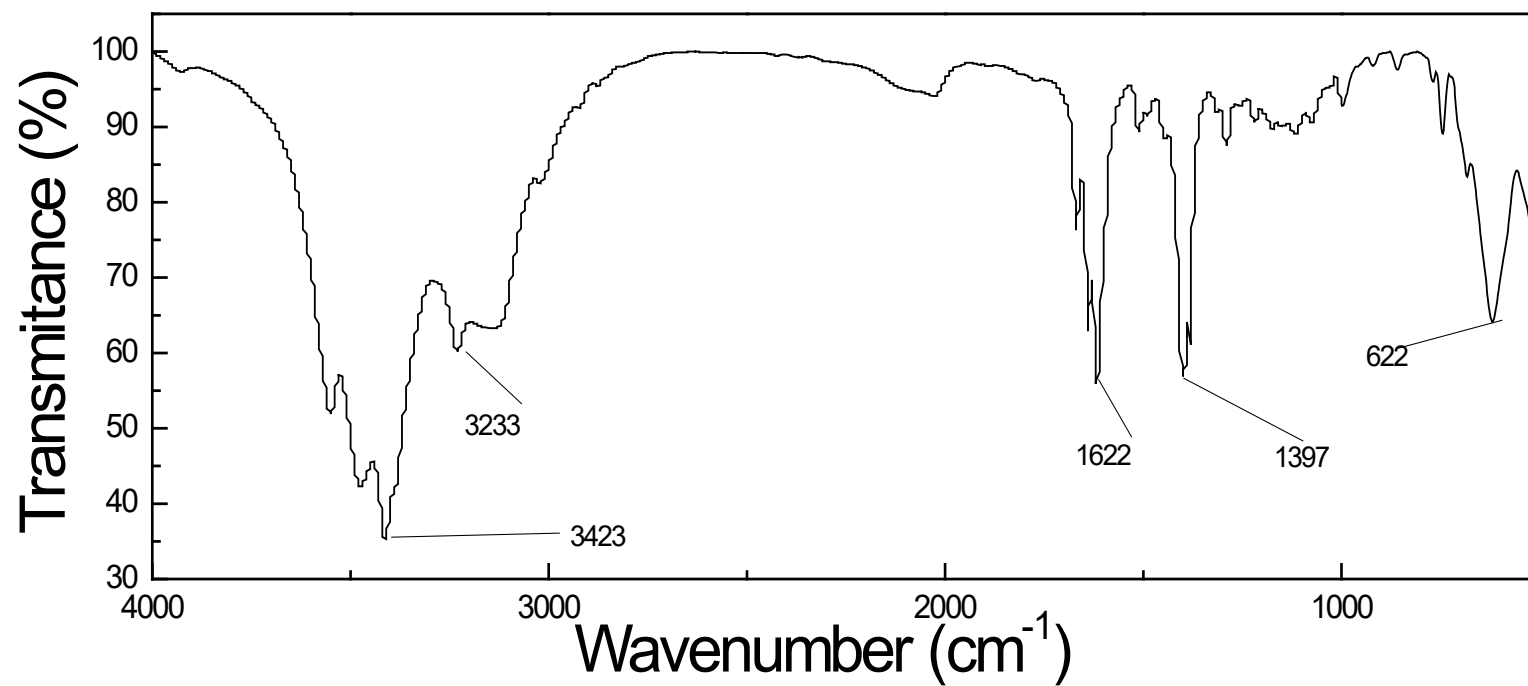
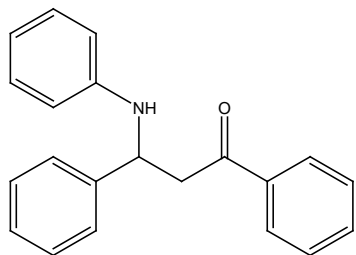
**2-((*p*-toluidino)(4-chlorophenyl)methyl)cyclohexanone**

Mp 120-121 °C <sup>1</sup>H NMR (60 MHz, ) δ 7.82 (s, 2H, AR-H), 7.39 (s, 2H, AR-H), 6.87 (s, 2H, AR-H), 6.54 (s, 2H, AR-H), 4.68 (s, 1H, C-H), 2.83 (s, 1H, C-H), 2.42 (s, 2H, CH<sub>2</sub>), 2.02 (s, 3H, CH<sub>3</sub>), 1.84 (s, 5H, CH<sub>2</sub>); IR (KBr) ν (cm<sup>-1</sup>): 1091, 1502, 1525, 1635, 3457.

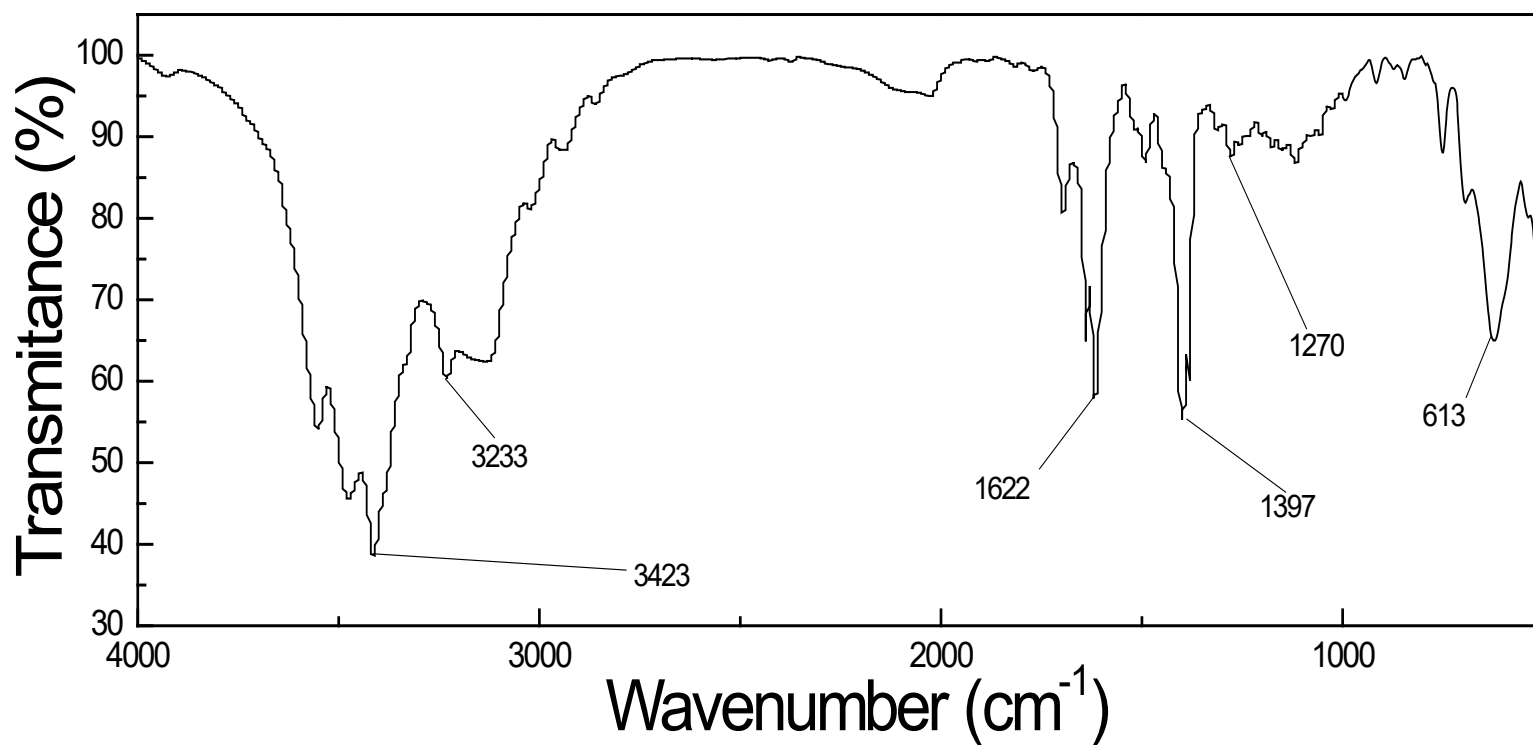
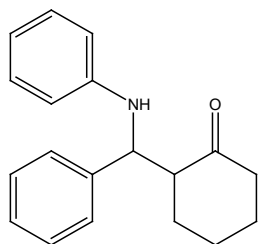
**Compound 1**



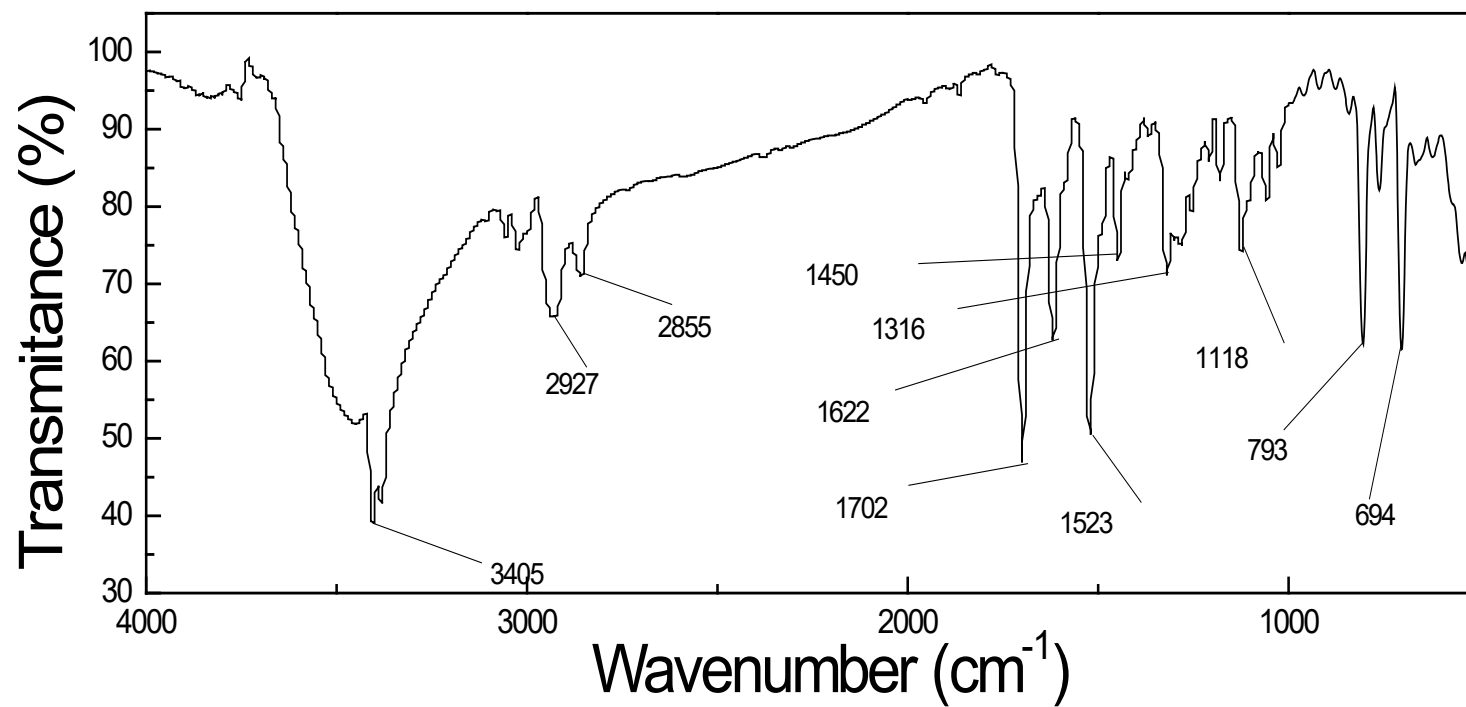
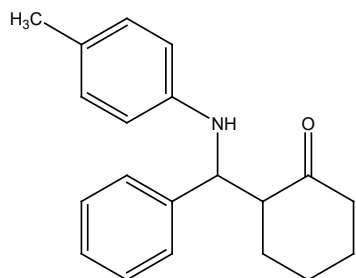
**Compound 2**



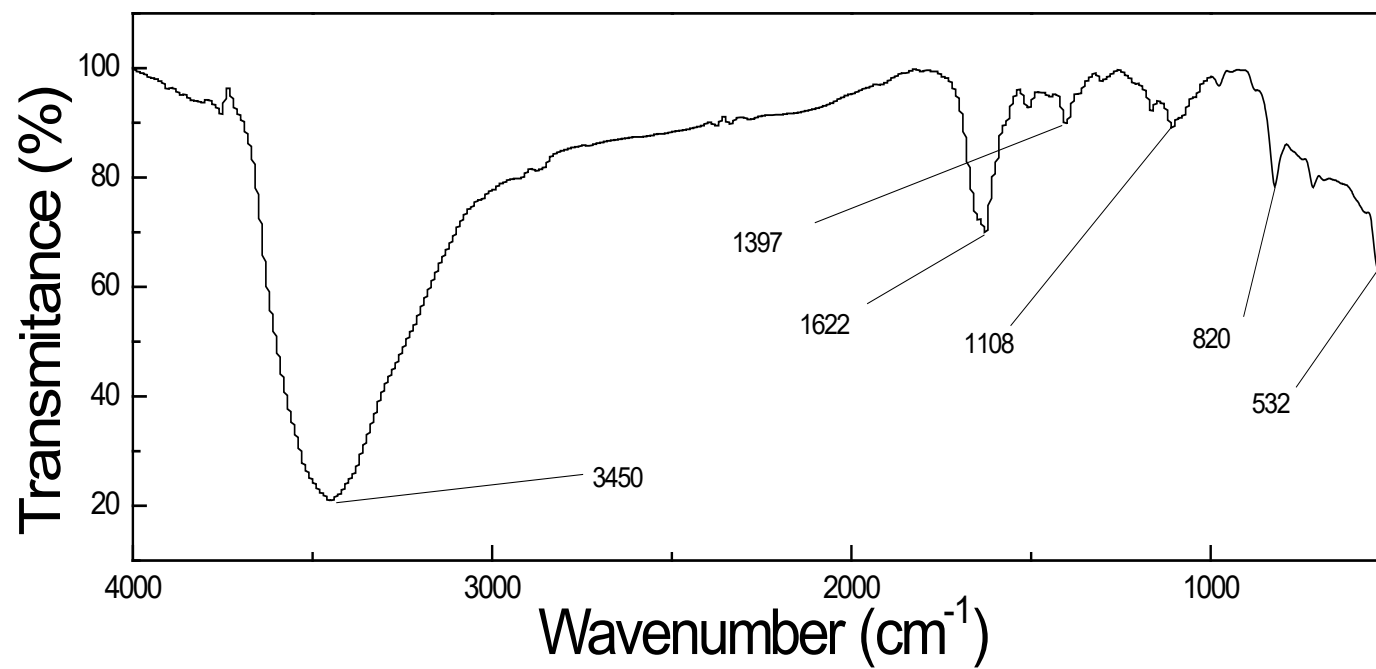
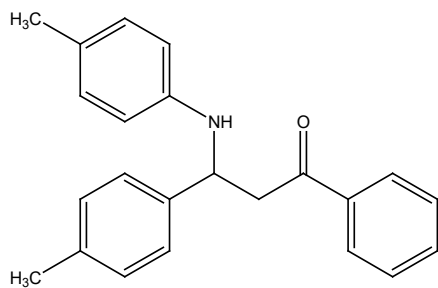
**Compound 3**



**Compound 4**

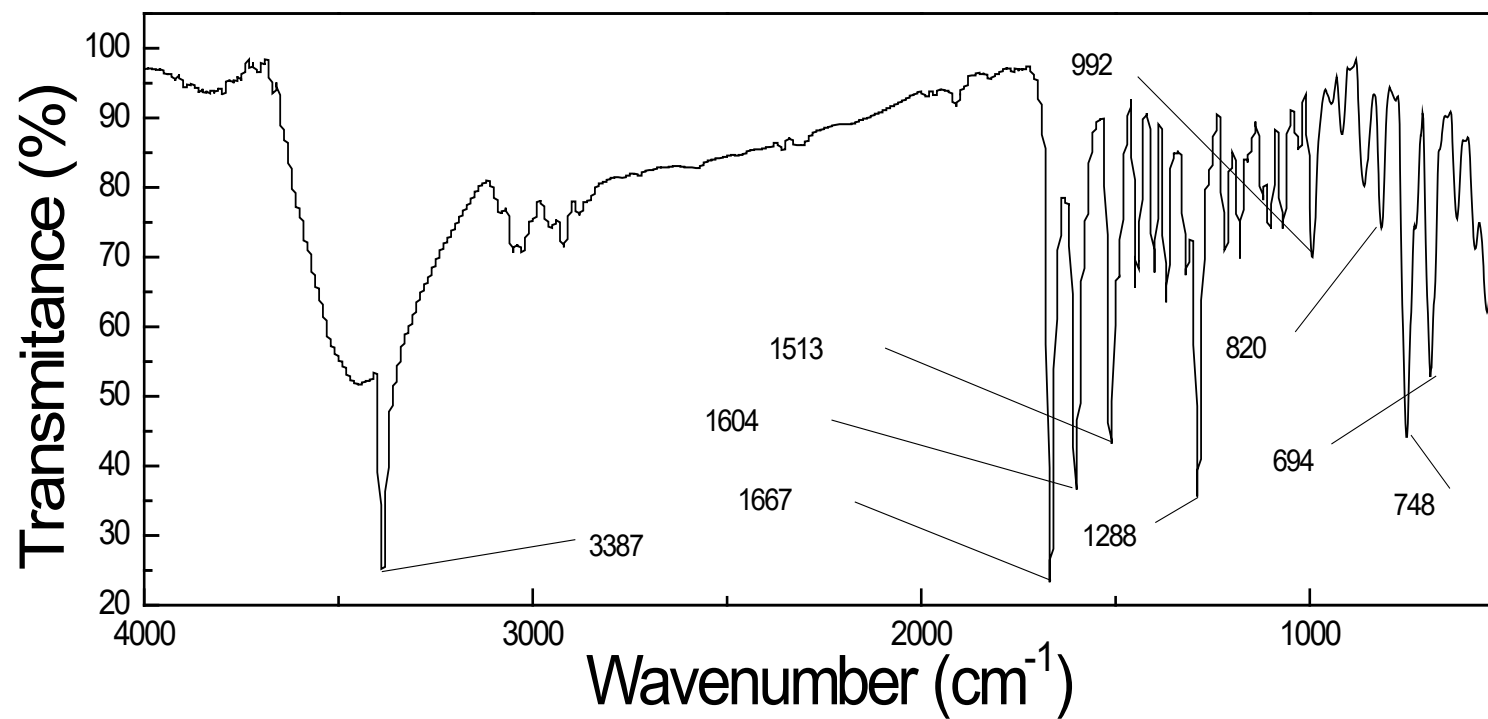
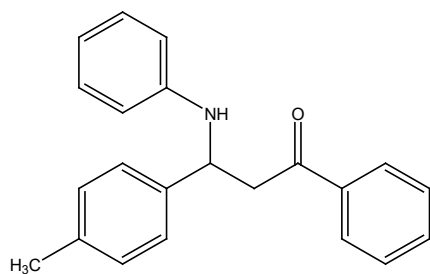


**Compound 5**

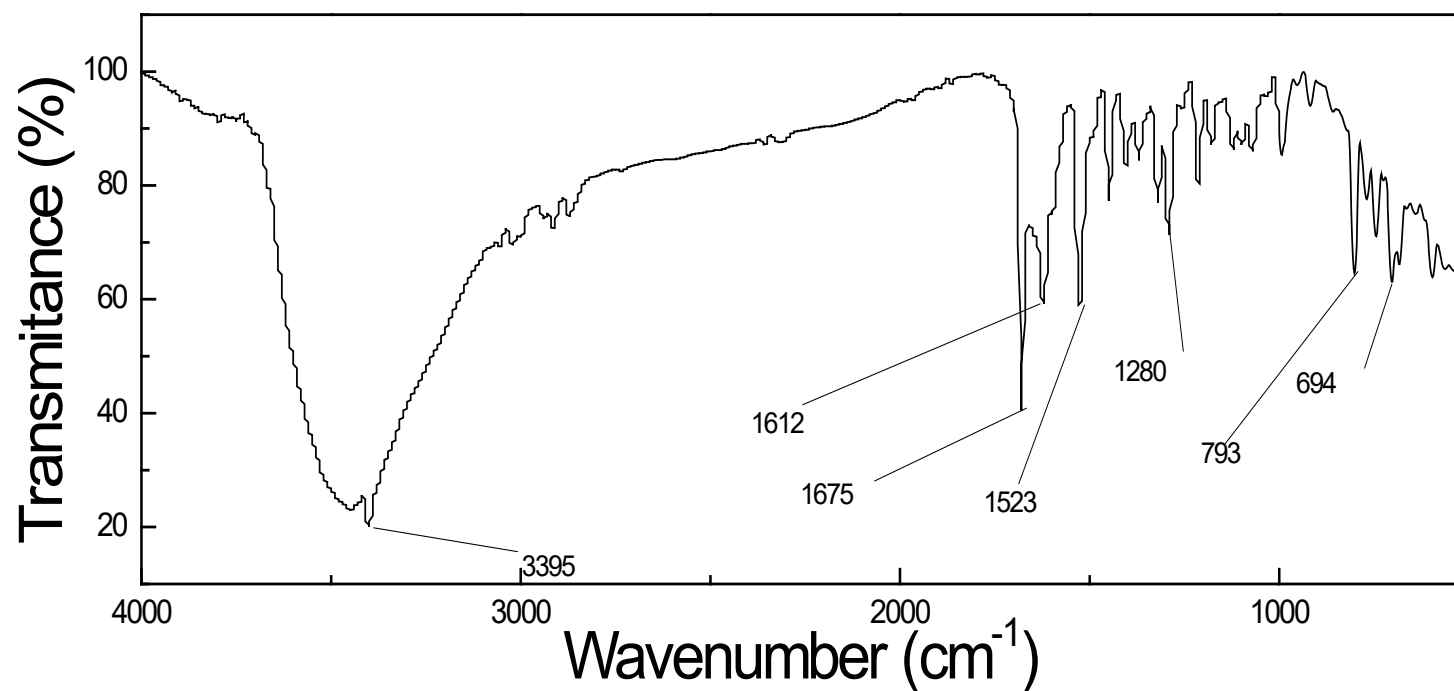
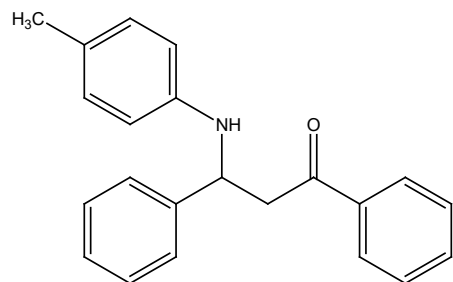




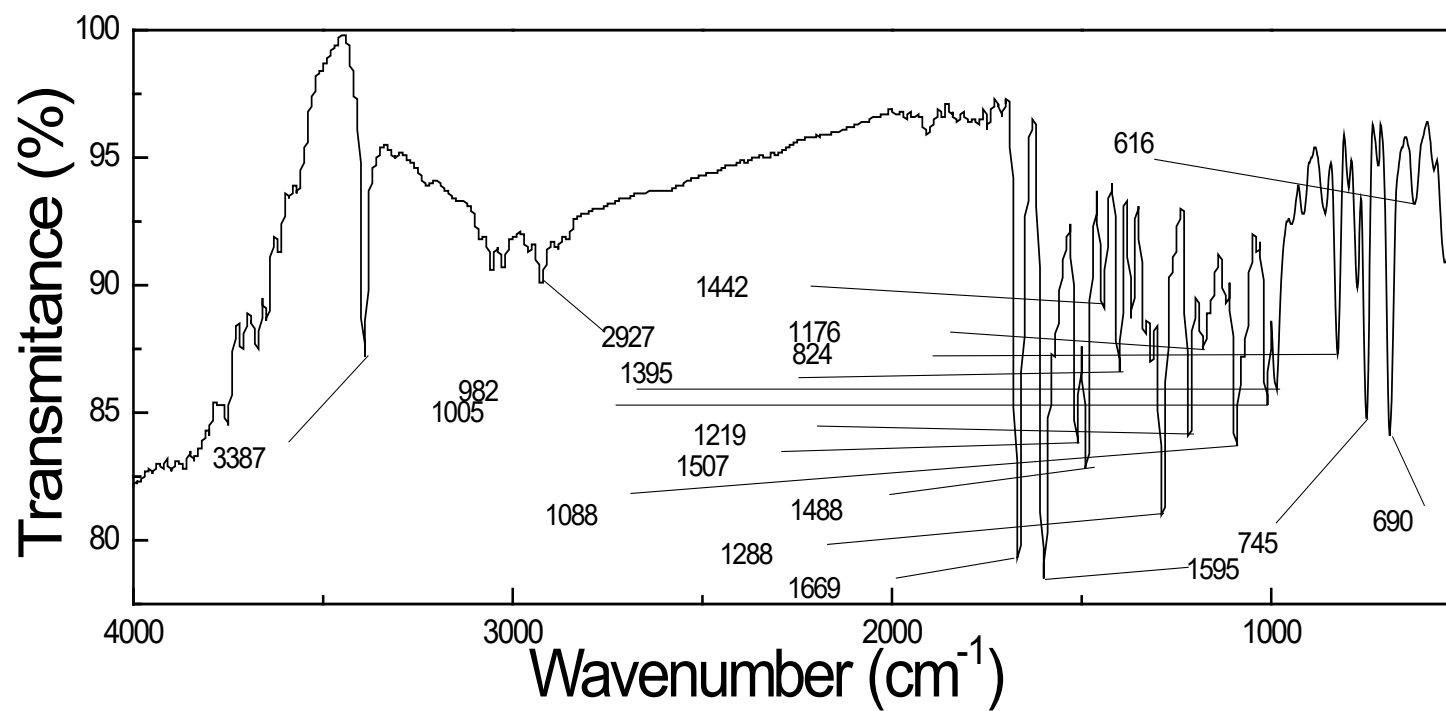
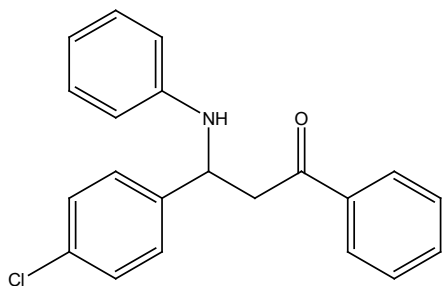
**Compound 6**



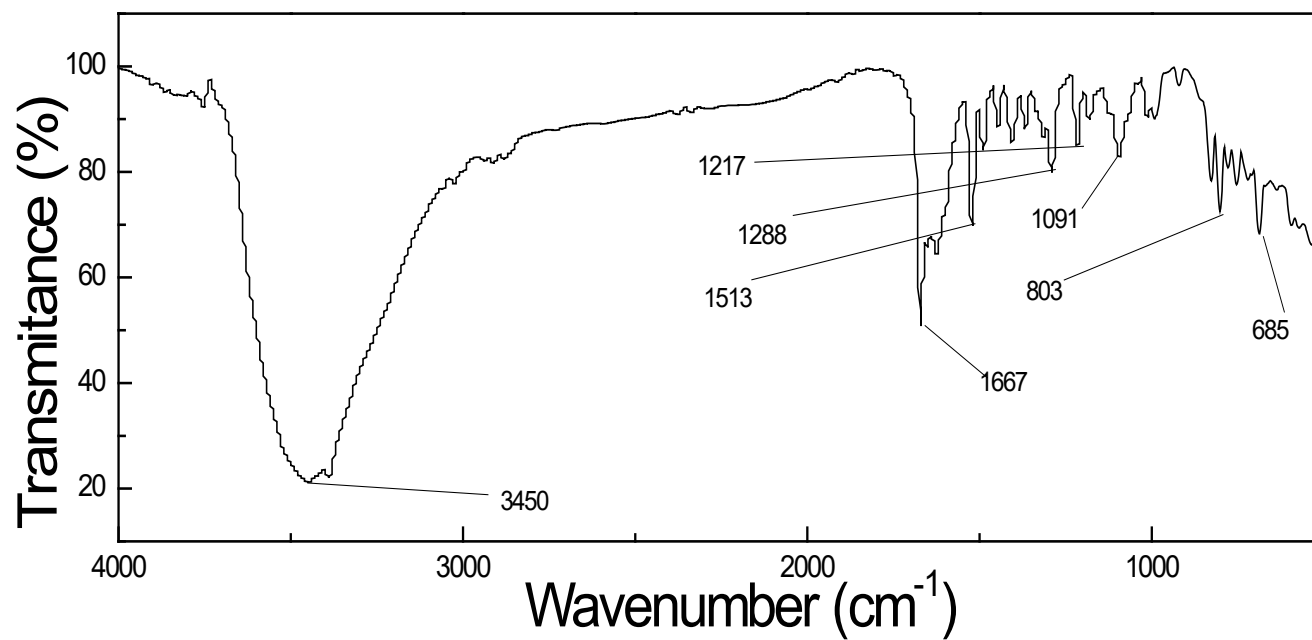
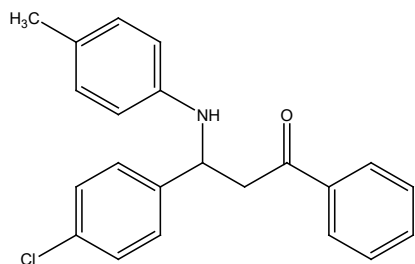
**Compound 7**



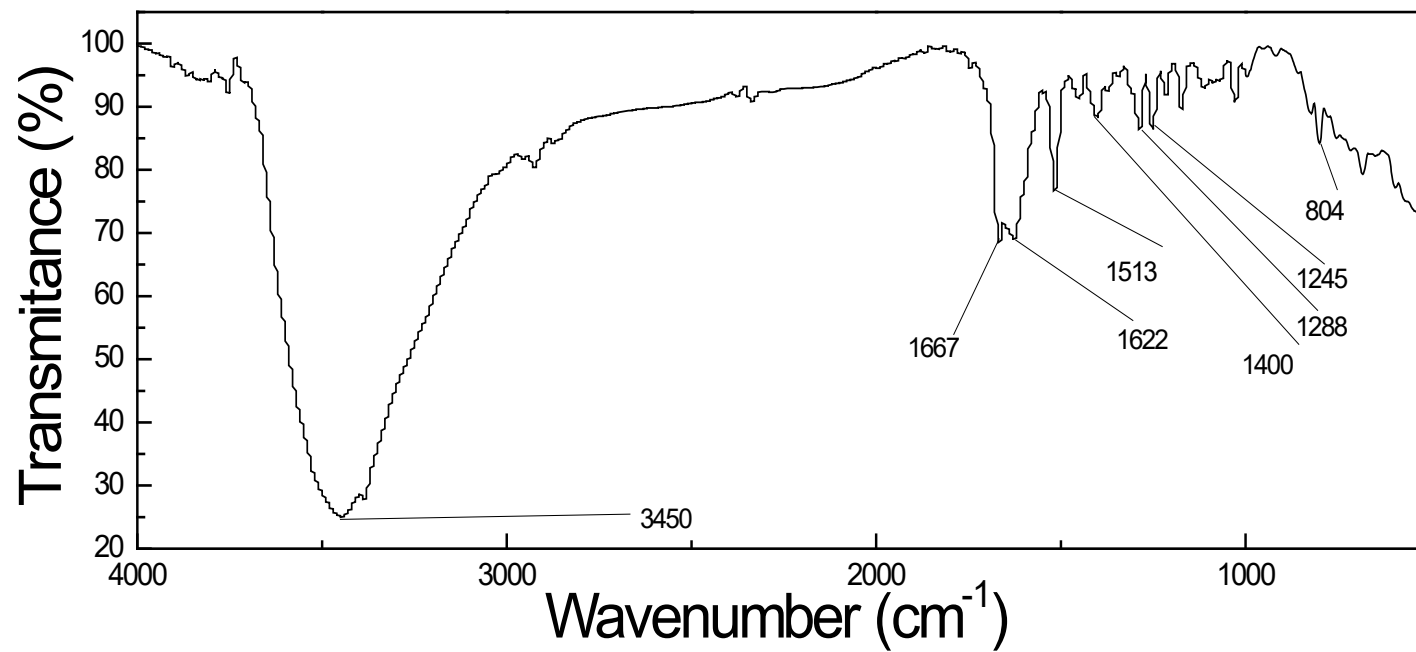
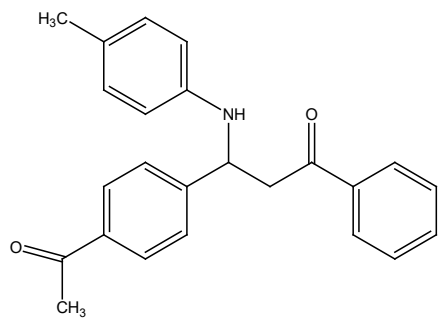
**Compound 8**



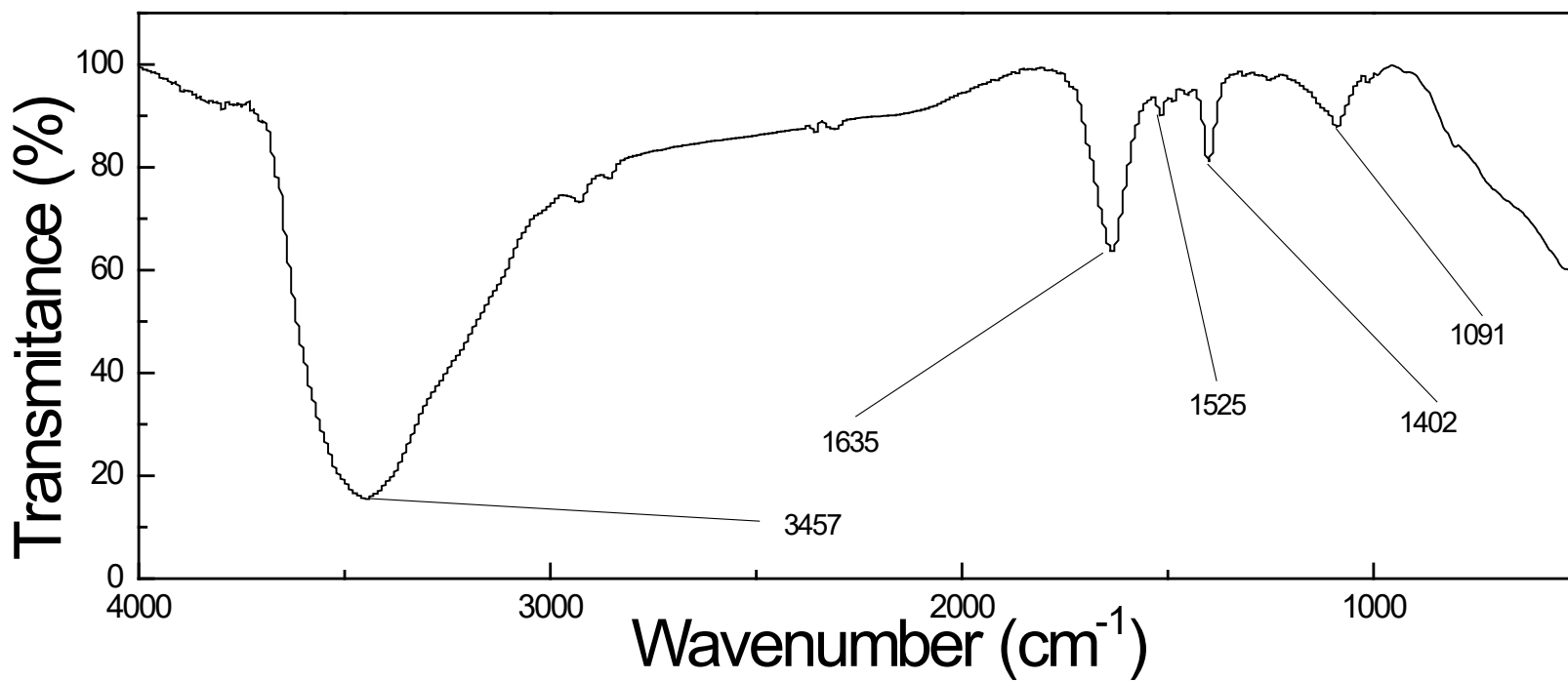
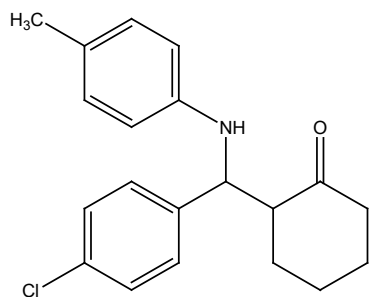
**Compound 9**

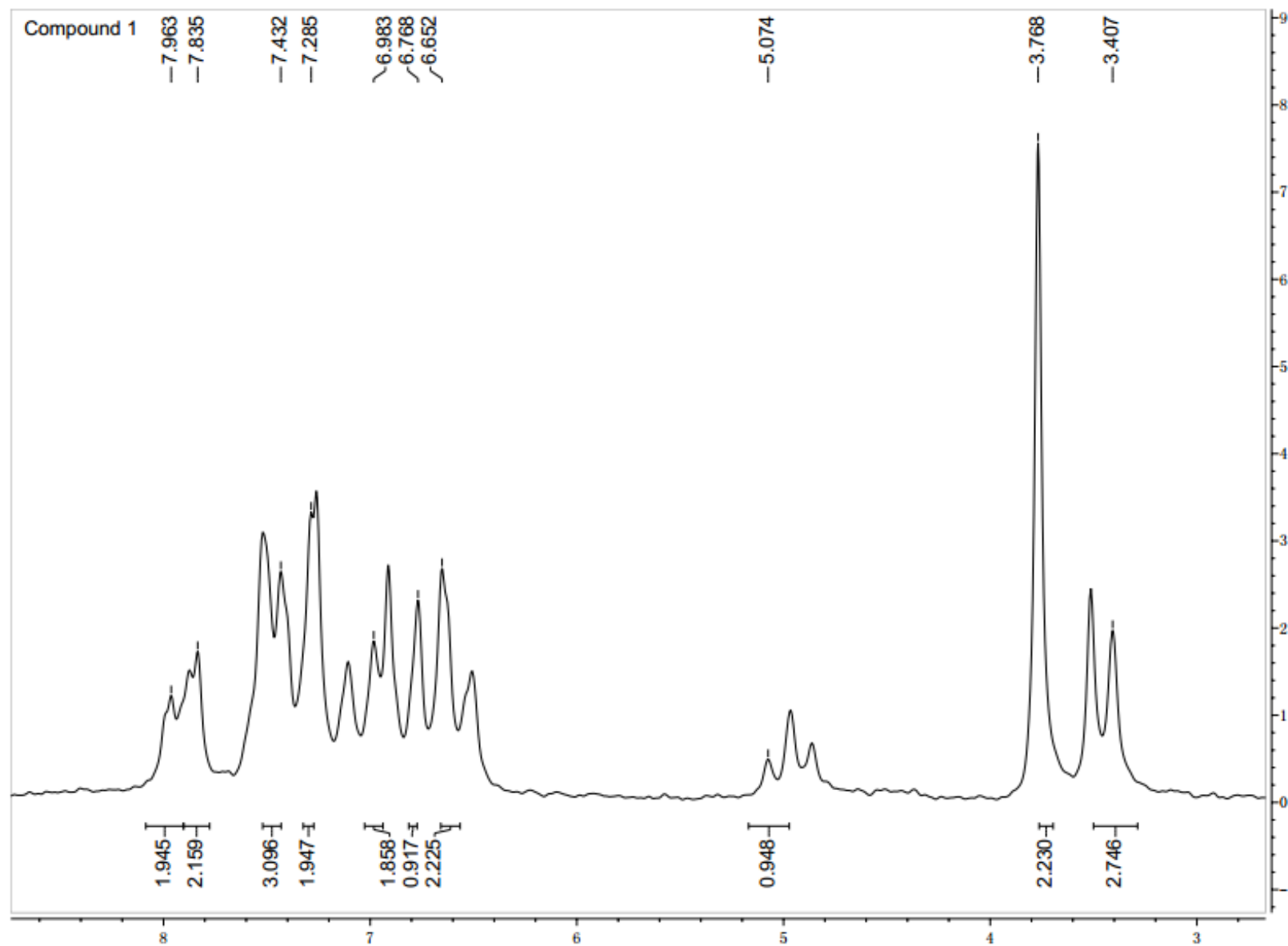


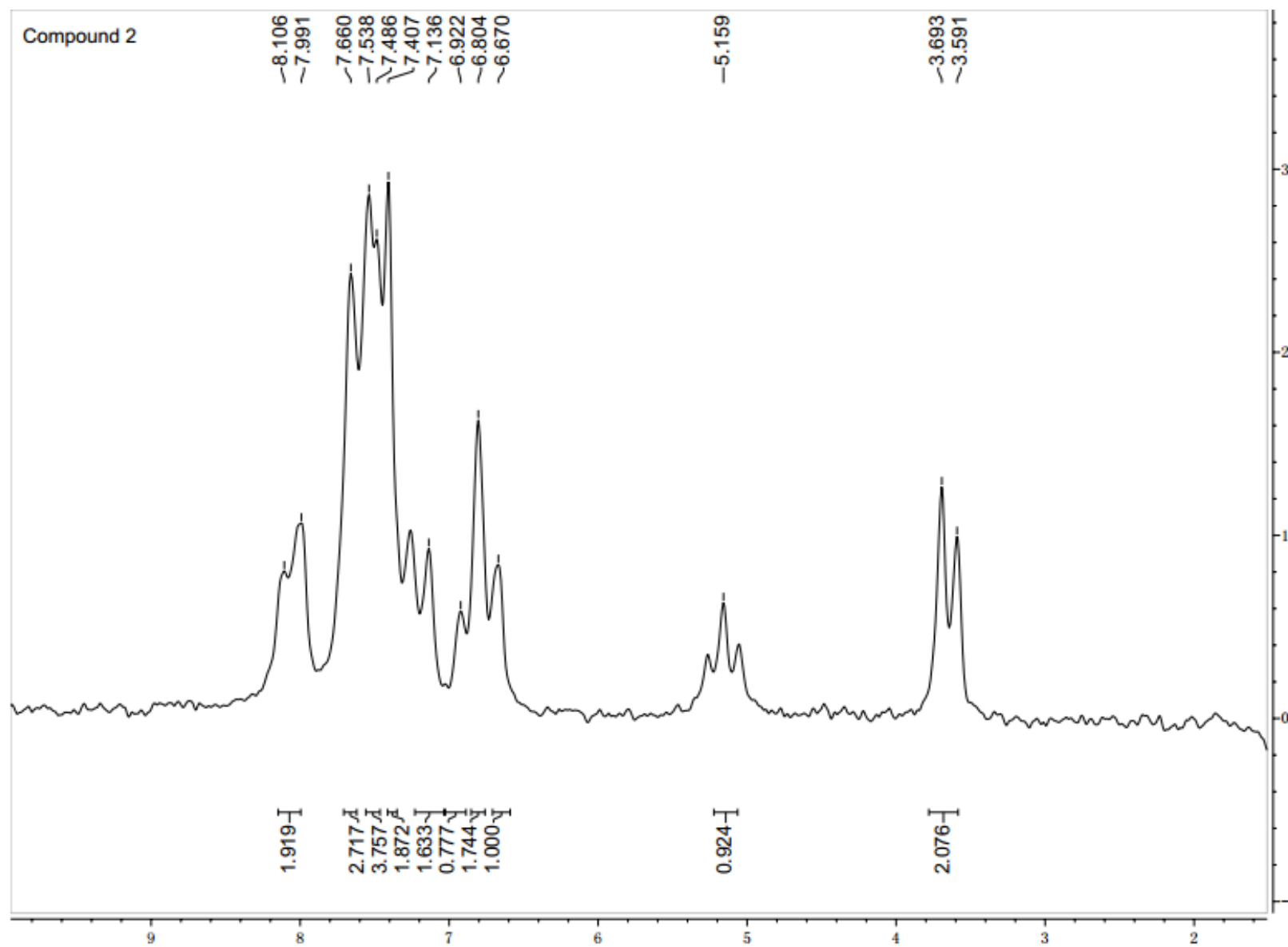
**Compound 10**



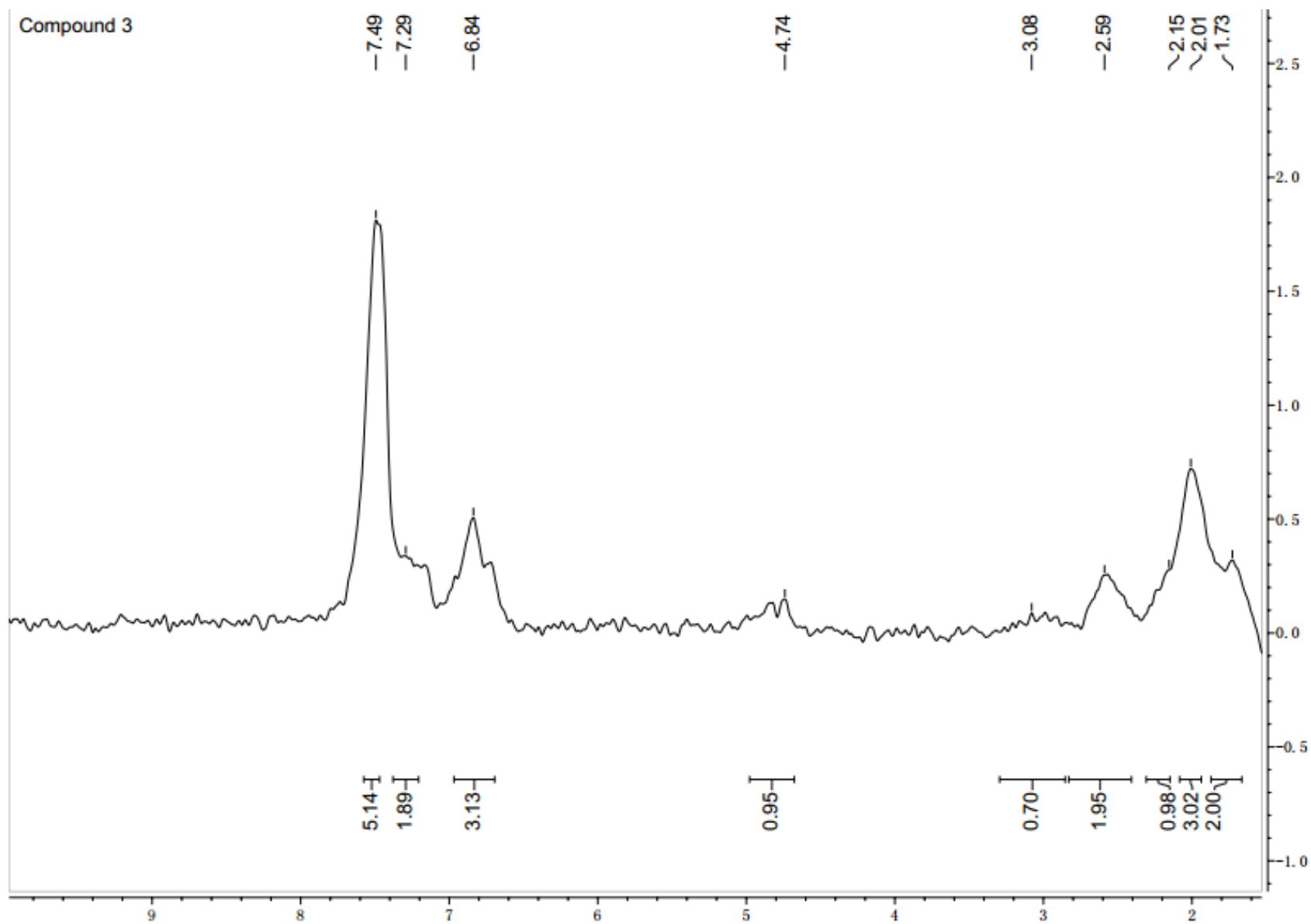
**Compound 11**

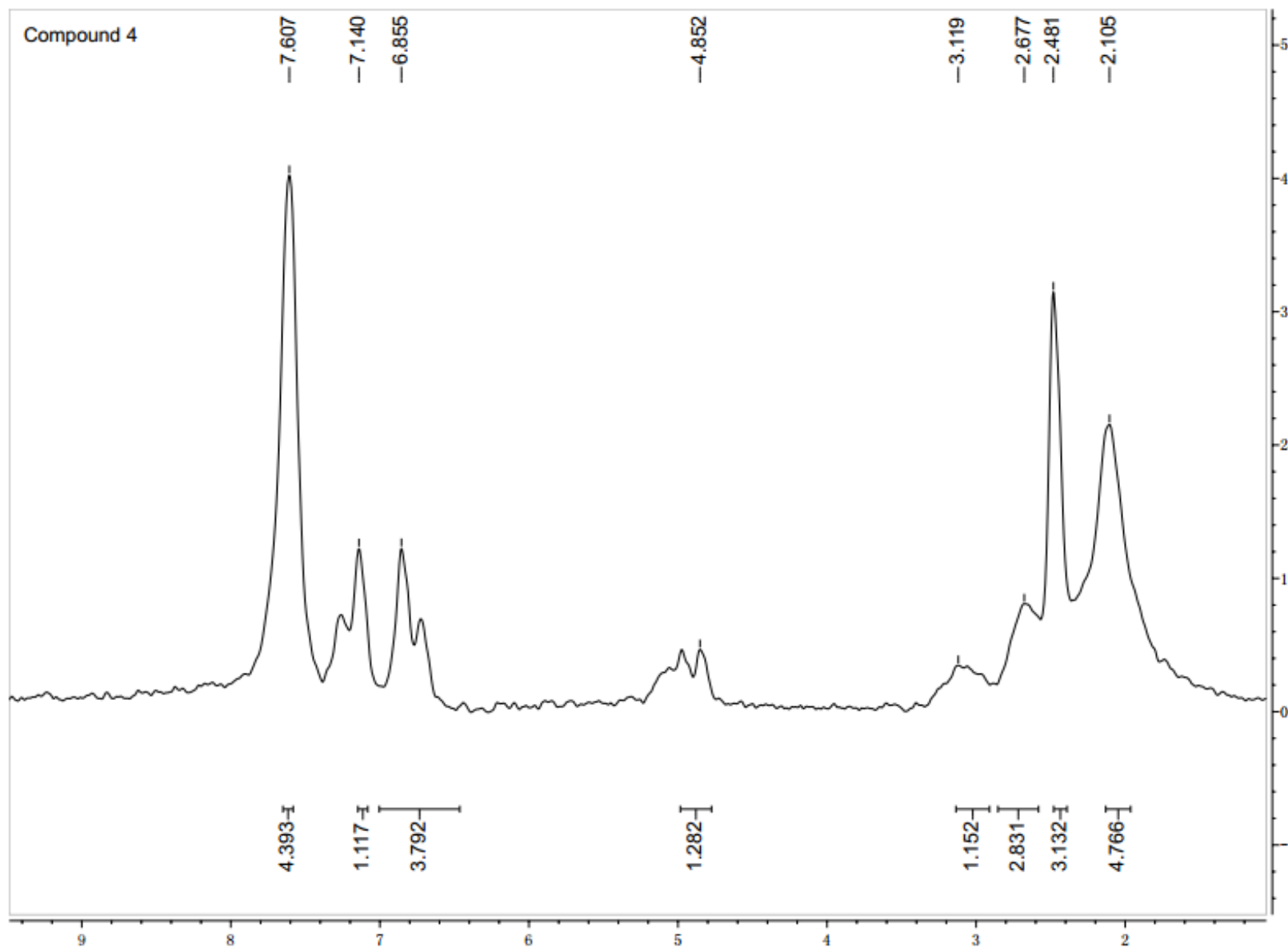


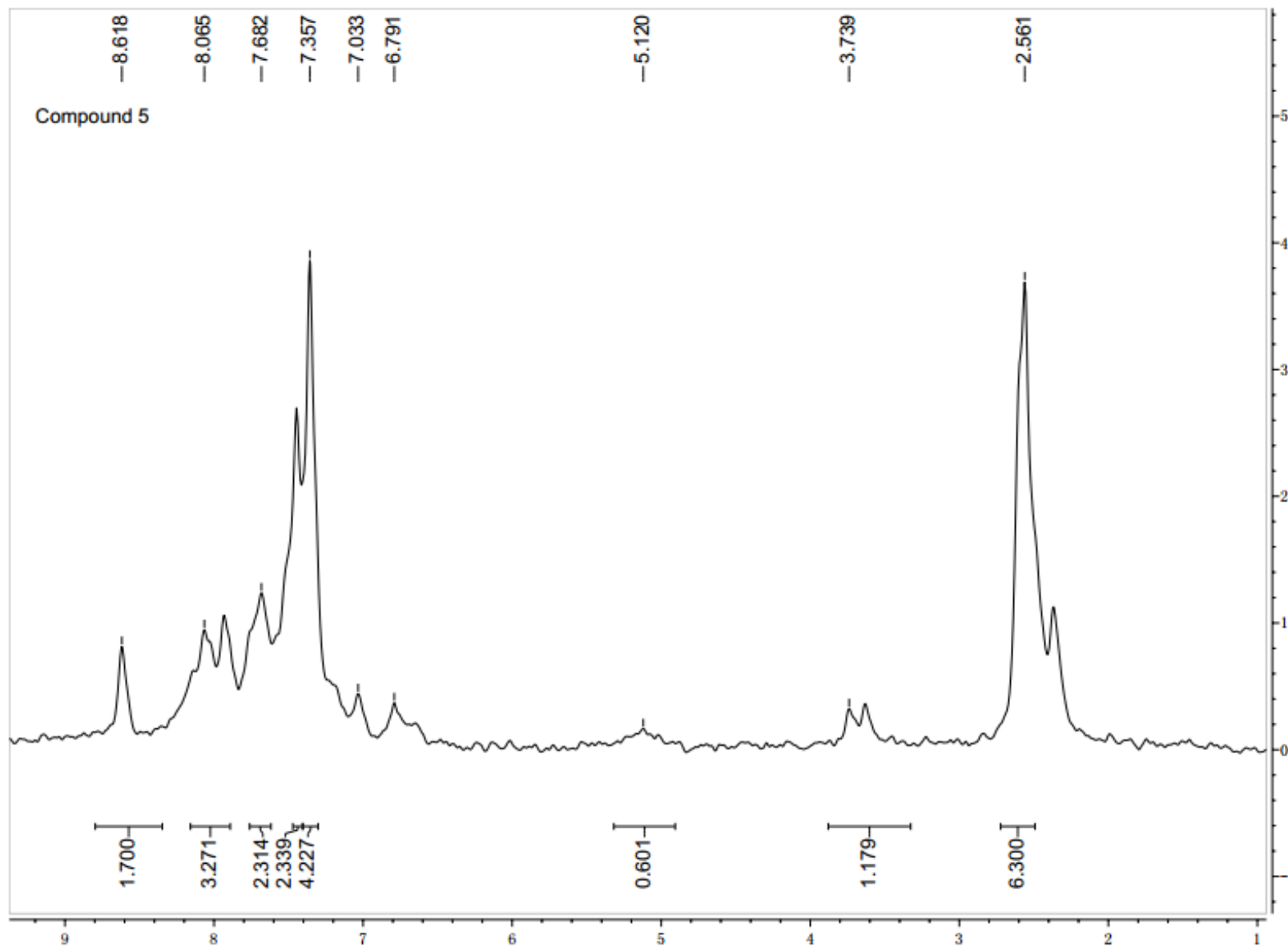


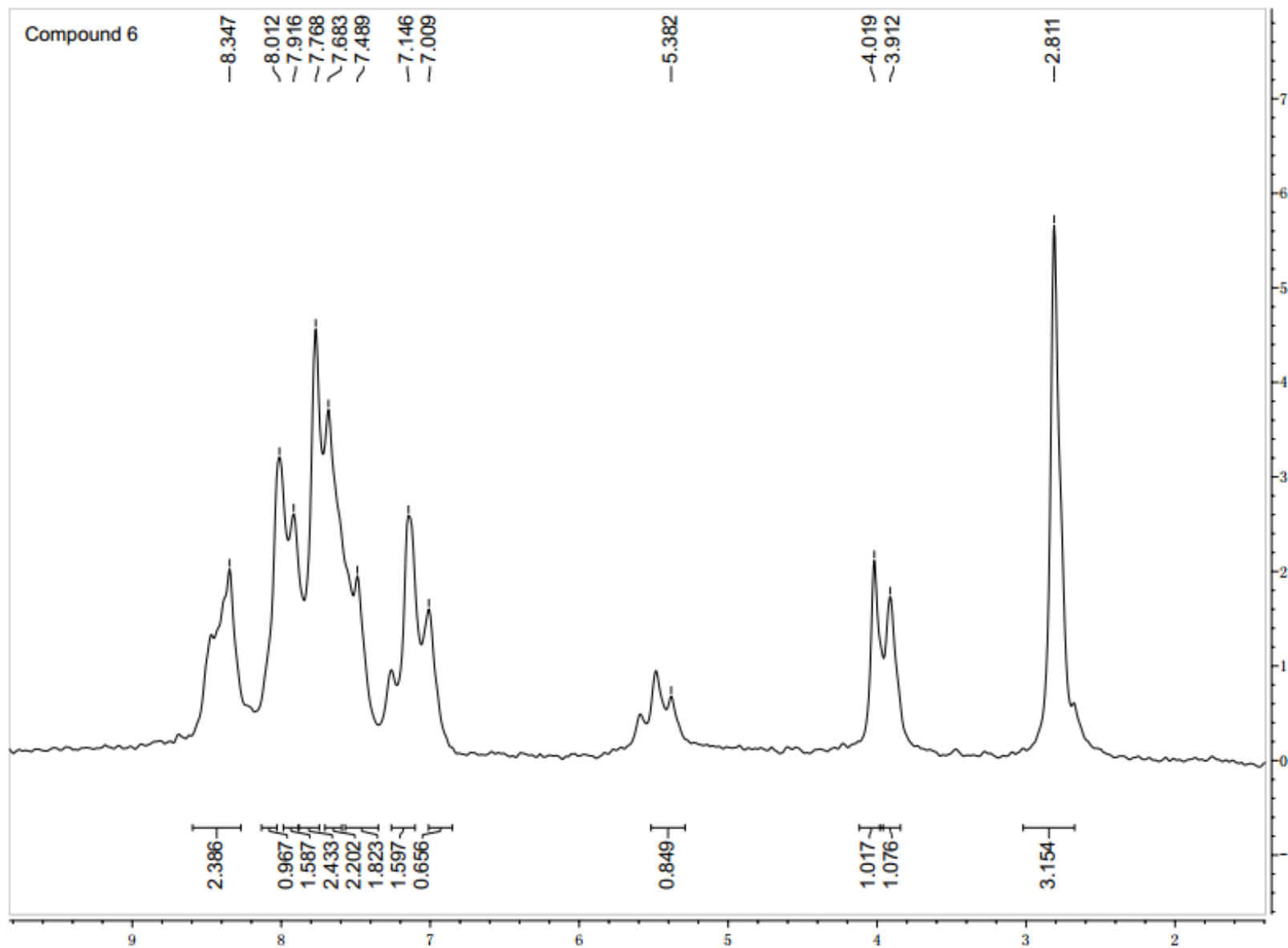


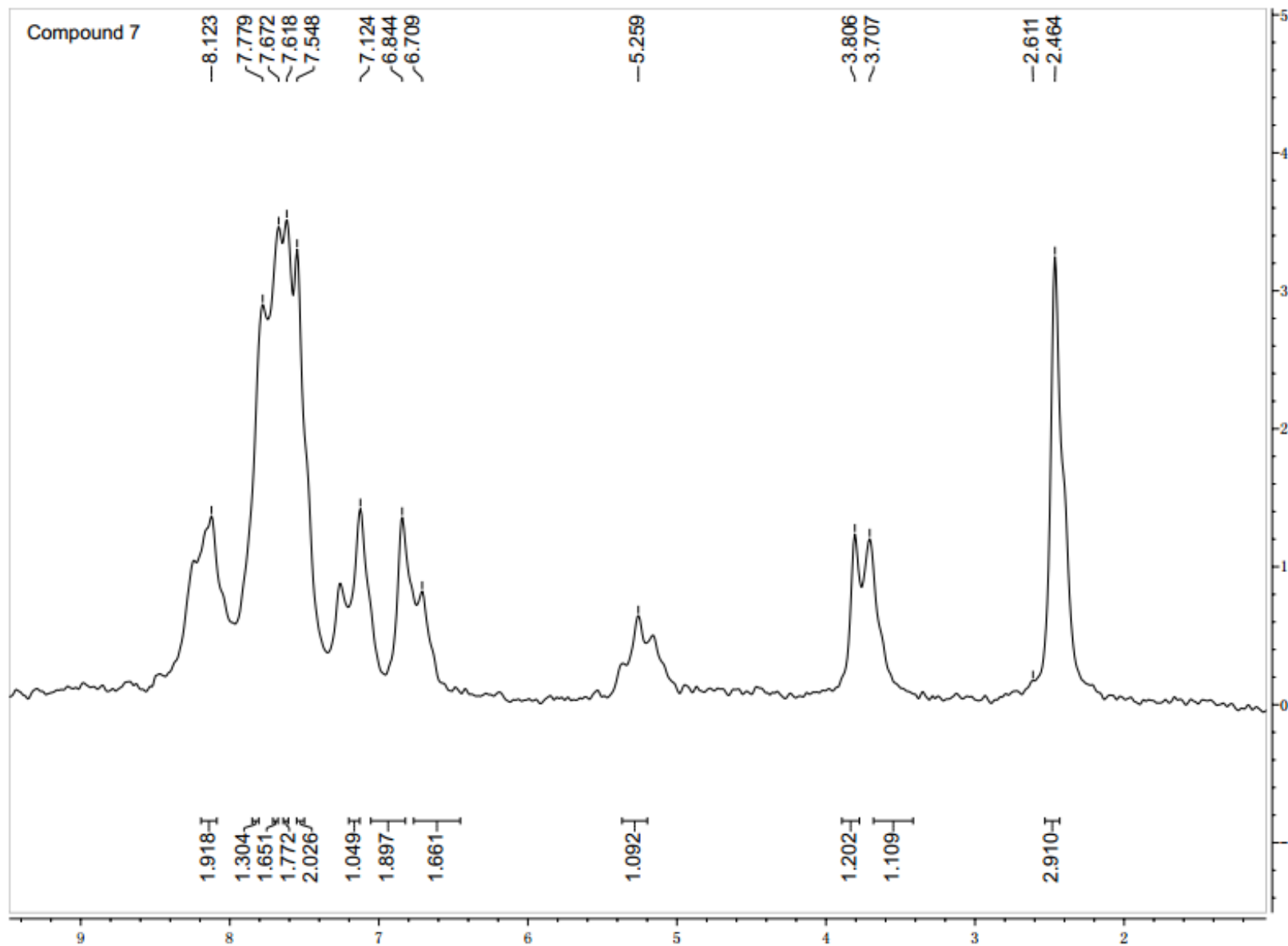


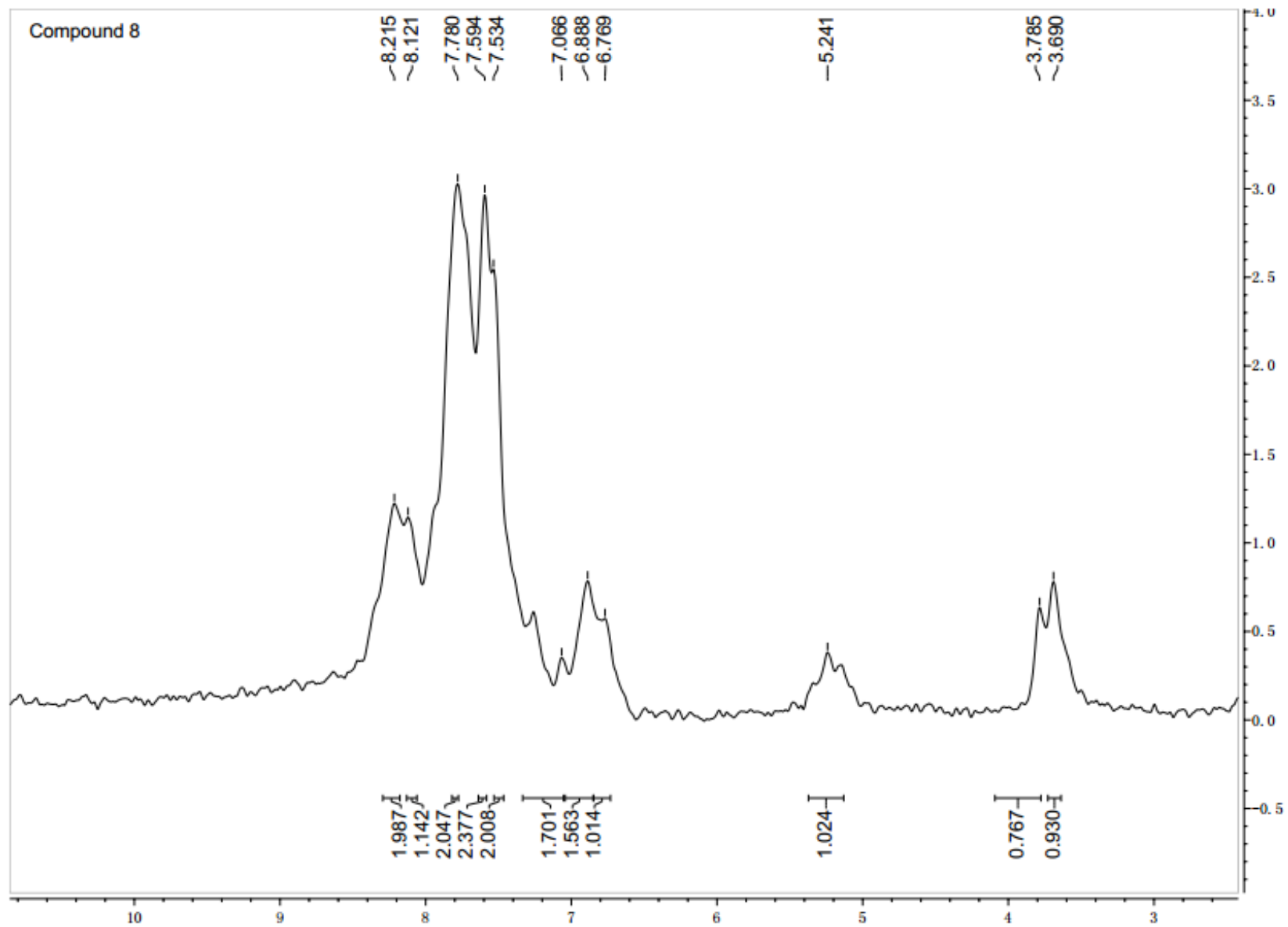


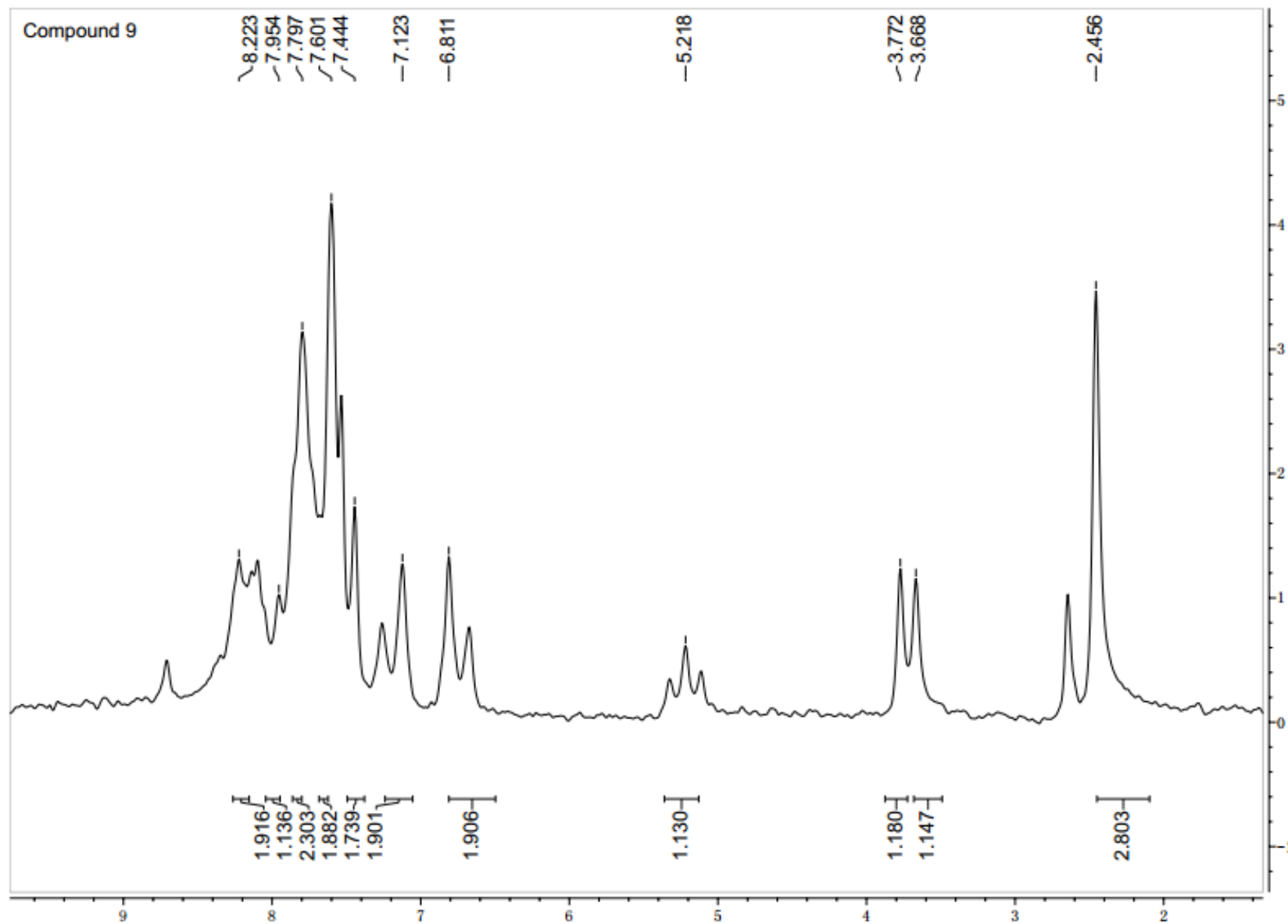


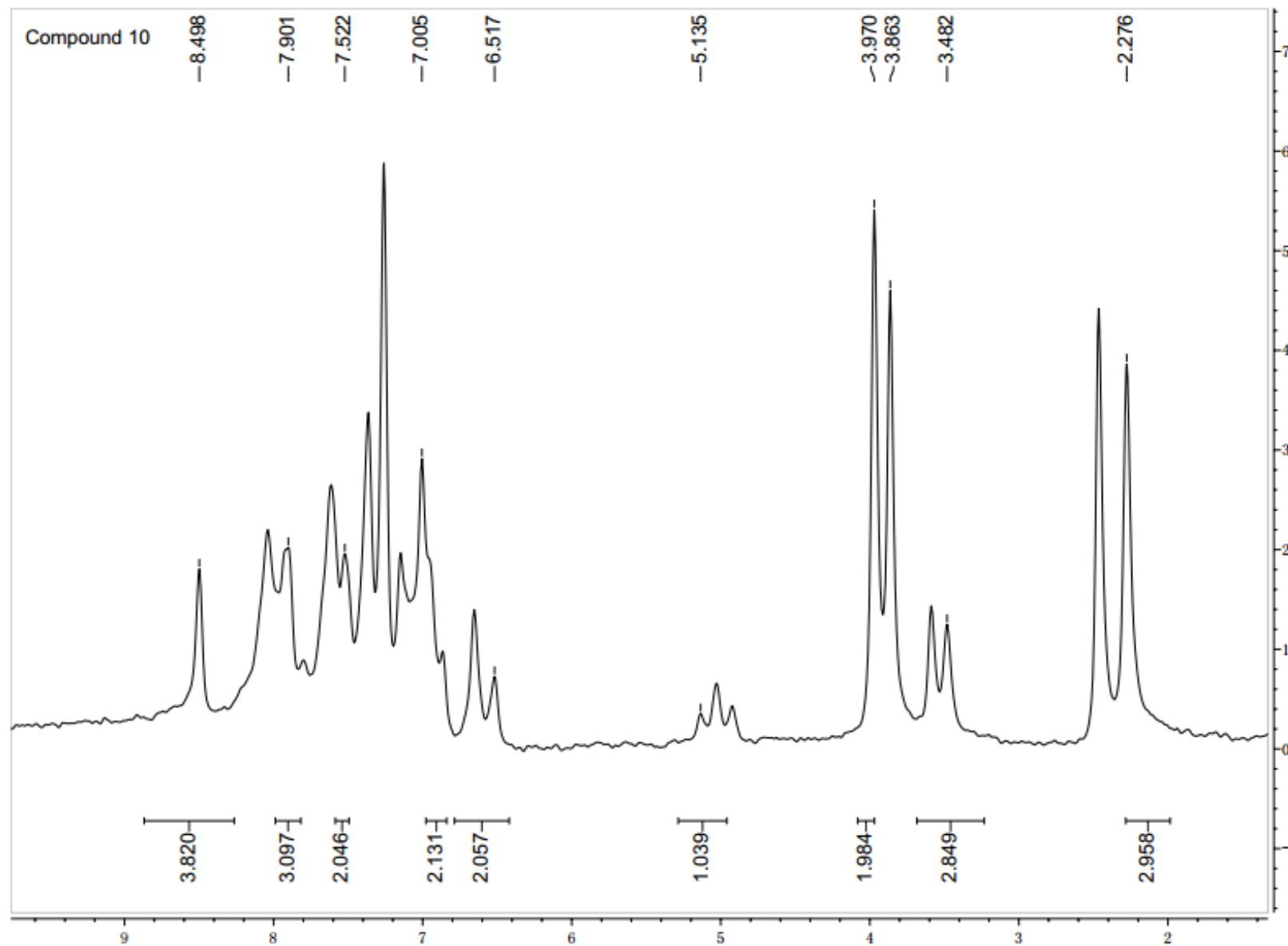




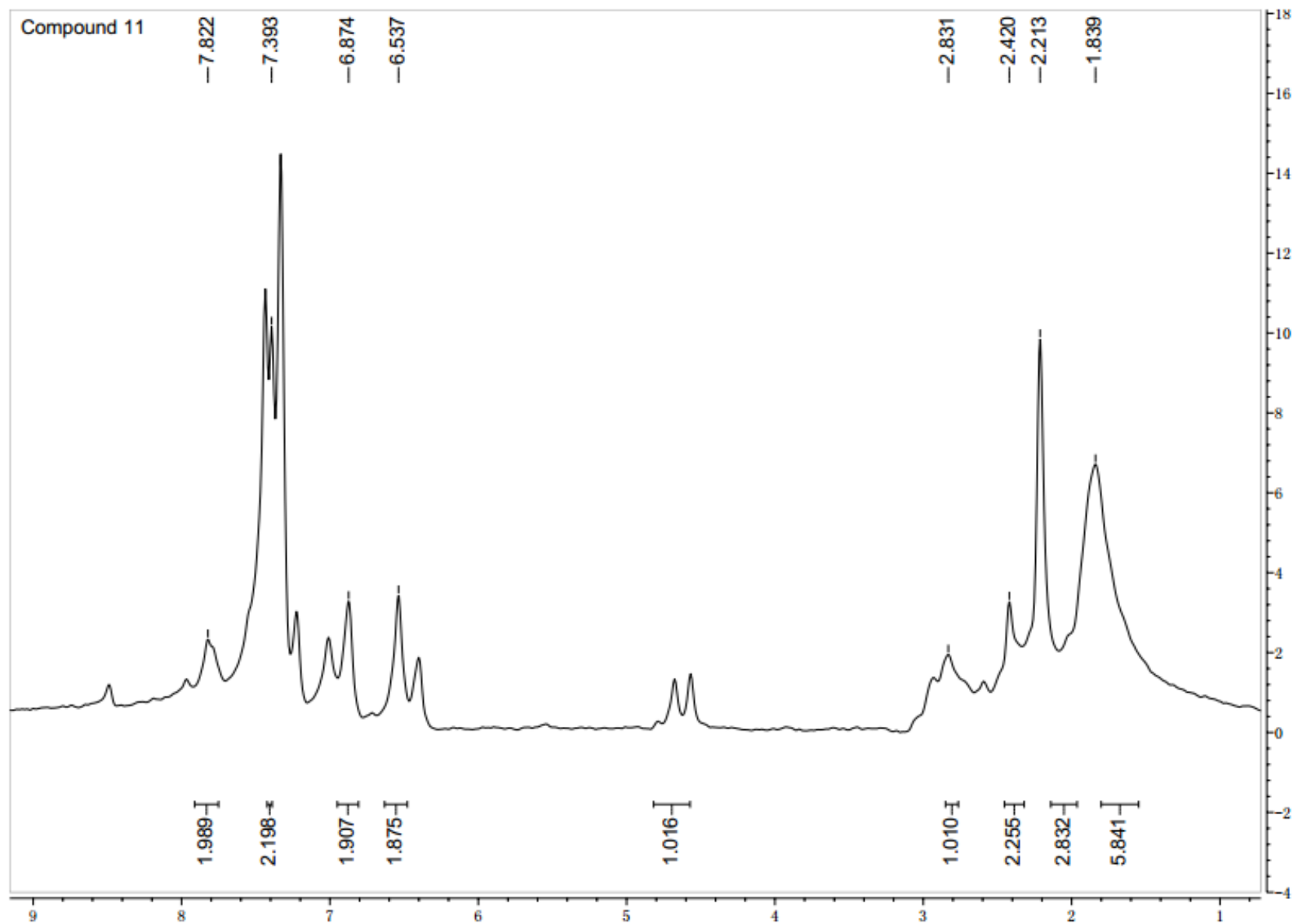












## References

1. Rafiee, E.; Eavani, S. *Green Chem.* **2011**, 13, 8.
2. Wang, R.; Li, B.G.; Huang, T.K.; L. Shi, L.; Lu, X.X. *Tetrahedron Lett.* **2007**, 48, 12.
3. Najmodin Azizi, L.T.; Mohammad R. Saidi, *Org. Lett.* **2006**, 8.
4. Kooti, M.; Kooshki, F.; Nasiri, E.; Sedeh, A.N. *J. Iran. Chem. Soc.* **2018**, 15, 4.